SSL345 SMA

Surface Mount Schottky Barrier Rectifier

Reverse Voltage - 45V

Forward Current - 3 A

Pinning

1.Cathode	2.Anode



DO-214AC/SMA

YFW SSL345

FEATURES

Metal silicon junction, majority carrier conduction

For surface mounted applications

Low power loss, high efficiency

High forward surge current capability

For use in low voltage, high frequency inverters,

free wheeling, and polarity protection applications

Lead free in comply with EU RoHS 2011/65/EU directives

MECHANICAL DATA

Case: DO-214AC/SMA

Terminals: Solderable per MIL-STD-750, Method 2026

Approx. Weight: 0.07g / 0.002oz

Absolute Maximum Ratings and Electrical characteristics
Ratings at 25 ° ambient temperature unless otherwise specified.Single phase, half wave, 60Hz resistive or inductive load, for capacitive load, derate by 20 %

Parameter	Symbols	SSL345	Units
Maximum Repetitive Peak Reverse Voltage	V_{RRM}	45	V
Maximum RMS voltage	V_{RMS}	32	V
Maximum DC Blocking Voltage	V_{DC}	45	V
Maximum Average Forward Rectified Current	$I_{F(AV)}$	3.0	A
Peak Forward Surge Current, 8.3ms Single Half Sine-wave Superimposed On Rated Load (JEDEC method)	I_{FSM}	80	A
Maximum Instantaneous Forward Voltage at 3 A	V_F	0.45	V
Maximum Instantaneous Reverse Current T_A = 25°C at Rated DC Reverse Voltage T_A = 100°C	I_R	0.3 5	mA
Typical Junction Capacitance [1]	C_j	450	pF
Typical Thermal Resistance		450	

Fig.1 Forward Current Derating Curve

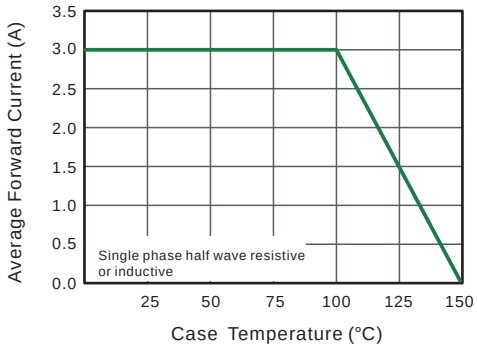

Fig.2 Typical Reverse Characteristics

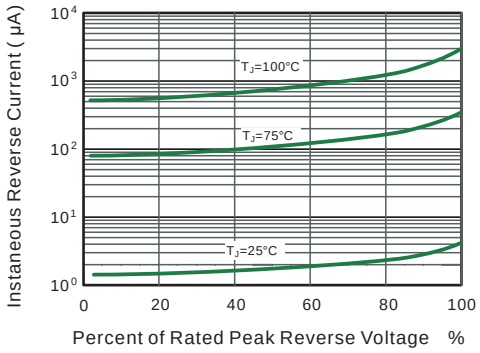

Fig.3 Typical Forward Characteristic

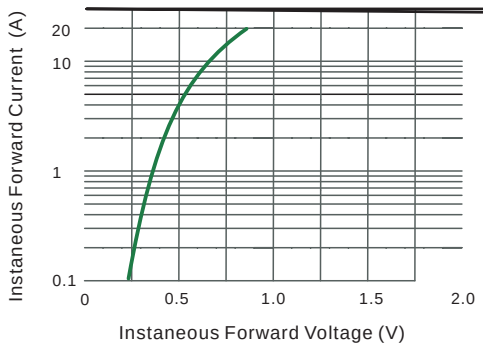

Fig.4 Typical Junction Capacitance

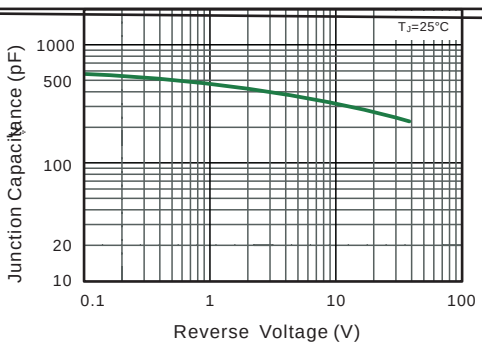

Fig.5 Maximum Non-Repetitive Peak Forward Surage Current

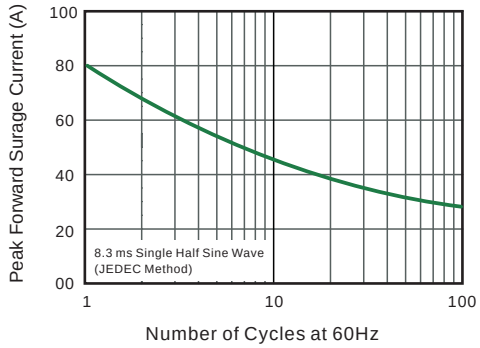

Fig.5- Typical Transient Thermal Impedance

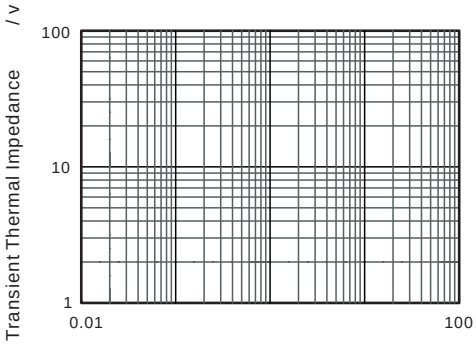

The information presented in this document is for reference only. GuangDong Youfeng Microelectronics Co.,Ltd. reserves the right to make changes without notice for the specification of the products displayed herein to improve reliability, function or design or otherwise. The product listed herein is designed to be used with ordinary electronic equipment or devices, and not designed to be used with equipment or devices which require high level of reliability and the malfunction of with would directly endanger human life (such as medical instruments, transportation equipment, aerospace machinery, nuclear-reactor controllers, fuel controllers and other safety devices),YFW or anyone on its behalf, assumes no responsibility or liability for any damages resulting from such improper use of sale. This publication supersedes & replaces all information previously supplied. For additional information, please visit our website https://www.yfwdiode.com, or consult YFW sales office for further assistance.