2.0A GLASS PASSIVATED BRIDGE RECTIFIER

Reverse Voltage - 100 to 1000 V

Forward Current – 2.0A



FEATURES

- High current capability
- Low forward voltage drop
- Glass Passivated Chip Junction
- Low power loss, high efficiency
- Lead free in comply with EU RoHS 2011/65/EU directives

MECHANICAL DATA

- Case: DB-
- Terminals: Solderable per MIL-STD-202, Method 208
- Approx. Weight: 0.4g /0.02oz

Maximum Ratings and Electrical characteristics

Ratings at 25 °C ambient temperature unless otherwise specified.

Single phase half-wave 60 Hz, resistive or inductive load, for capacitive load current derate by 20 %.

Parameter	Symbols	DB202	DB203	DB204	DB205	DB206	DB207	Units
Maximum Repetitive Peak Reverse Voltage	V_{RRM}	100	200	400	600	800	1000	V
Maximum RMS Bridge Input Voltage	V_{RMS}	70	140	280	420	560	700	

Fig.2 Typical Reverse Characteristics

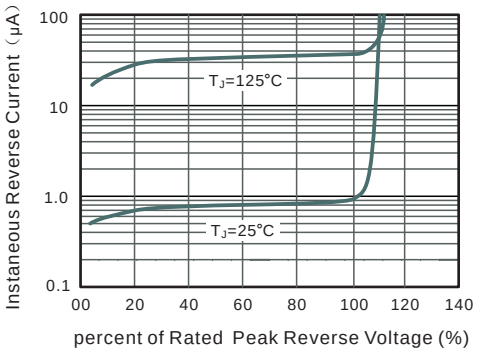



Fig.4 Typical Junction Capacitance

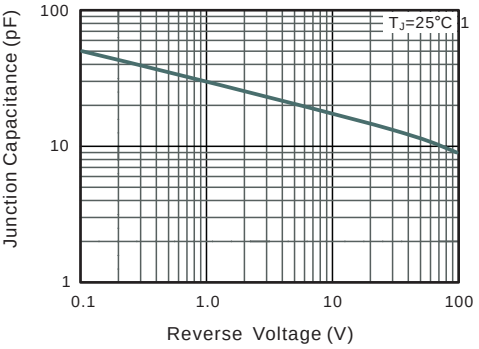

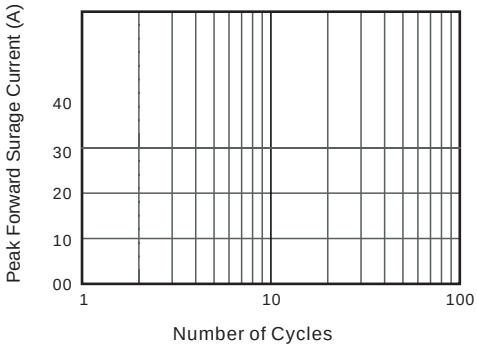

Packing Quantity
2500PCS/Box 10000PCS/Carton

n)	Dimensions inInch	
ax.	Min.	Max.
50	0.244	0.256
90	0.299	0.350
20	0.197	0.205
51	0.320	0.335