MUR1640DT

Super Fast Rectifiers

Reverse Voltage - 400V

Forward Current - 16A



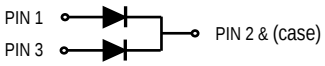

FEATURES

- !! " !!#$ %&' ()#" *+,(%#-,!
- .+"&/0 !%/&(-$&/1%#2&0-/!3#%()#,4 2-'& ""#(%#-,
- 5#4)6-/3 /' .+/4&7 " 8##%1
- 9-3 :&$&/!&7+//&,%
- 9& '0/&&#,(-2"# ,(&3#%) ;<:-5. =>??@AB@;< '#/&(%#$&

MECHANICAL DATA

- 7#/(+#%0#4+/&C 7-22-, 7 %)-'&
- 9& '!C .-'&/ 8&"&/ 2#D!%'D=>=E F&%)-' =>G
- H- /#%1C ! 2 /I&'
- F-+,%#,4%-/J+&CB#,D8! 2 K#2+2
- L&/2#, !CH+/&%#, " %&'

MAXIMUM RATINGS AND ELECTRICAL CHARACTERISTICS (TA=25°C)

RATINGS	SYMBOL	Value	Units
F K#2+2 /&"&%%#$& /&$&/!&$-% 4&	R::F	S>>	R
F K#2+2 :F.$-% 4&	R:F.	=G>	R
F K#2+2 T78-(I#,4$-% 4&	RT7	S>>	R
F K#2+2 $&/ 4&0-/3 /' (+//&,%	UOR	?A	O
H& I0-/3 /' !+/4& (+//&,%EGQV2! !#,4&) 0 !#,&D3 $& !+"&/#2"-!&' -,/ %&' - '	U6.F	=B>	O
L1"#(%)&/2 /&!#!% ,(& "&/ '#-'&WX-%& ?Y	:ZD[7	=QB	℃@M
N"&/ %#-,[+,(%#-,L&2"&/ %+/& ,' .%-/ 4& L&2"&/ %+/&	L[, L.L	DBB \ ]?B>	^7
CHARACTERISTICS			
L1"#(0-/3 /' $-% 4& "&/ &4 %GO	R6	?QV>	R
F K#2+2 $&/ 4&/&$&/!&(+//&,% %/ %&' T78-(I#,4$-% 4&	U:	B =B>	`O
L1"#(/&$&/!&/&(-$&/1%#2&WX-%& =Y	L::	VB	,.

Notes: 1. Thermal resistance from junction to case.
2. Test conditions: IF=0.5A, IR=1.0A, IRR=0.25A.

Ratings And Characteristic Curves

EHF- 0 , SXOHB@K ENQV@QC BTQQDMS CDQ@SHMF BTQUD

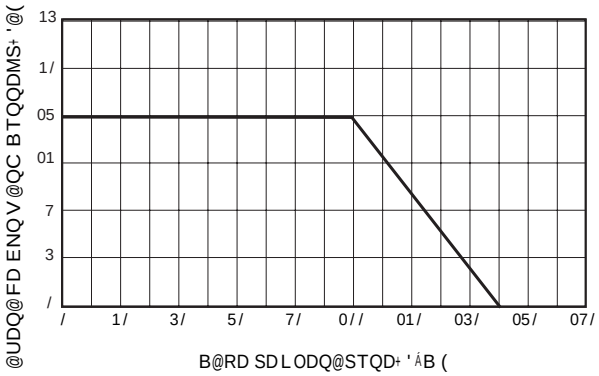

EHF- 2 , L@WHLTL MNM,QDODSHSHUD ENQV@QC RTQFD BTQQDMS

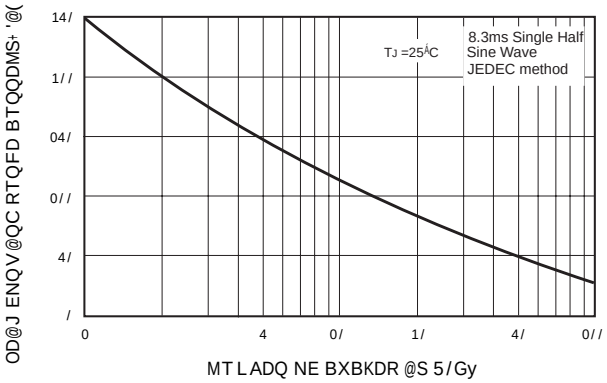

EHF- 3 , SXOHB@K QDUDQRD BG@Q@BSDQHRSHBR

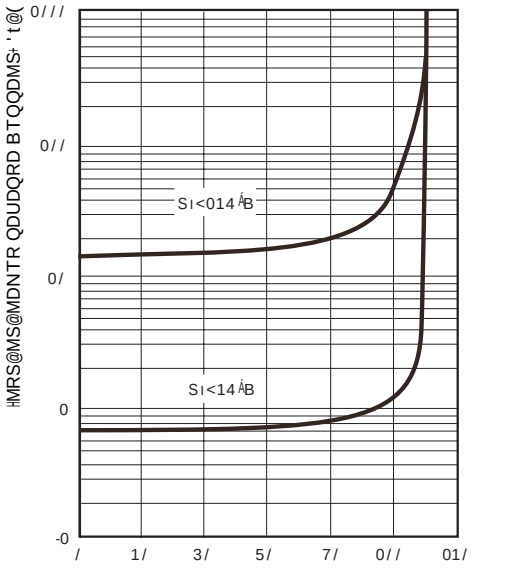

EHF- 1 , SXOHB@K HMRS@MS@MDNTR ENQV@QC BG@Q@BSDQHRSHBR

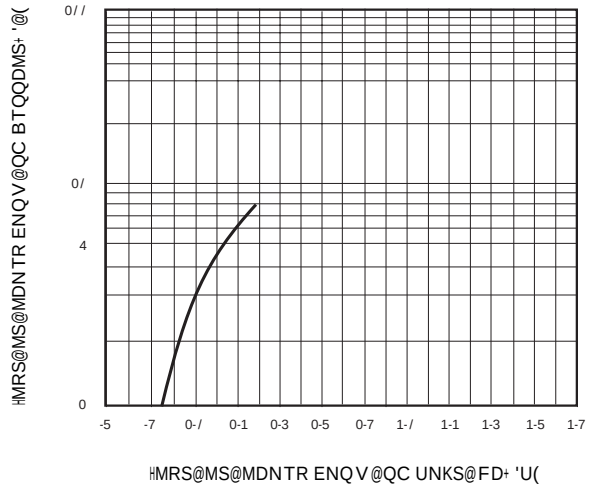

EHF-5, SDRS BHQBTHS CH@FQ@L @MC QDUDQRD QDBNUDQX SHLD BG@Q@BSDQHRSHBR

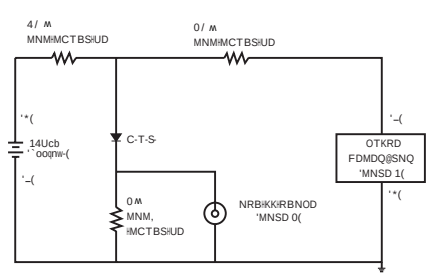

MNSDR9 0- Qhrd Sh l d< 6mr l `w-+ HmotsH l odc`mbd< 0 l dfng l -11oE-
1- Qhrd Sh l d< 0/mr l `w-+ Rntqbd H l odc`mbd< 4/ ng l r-

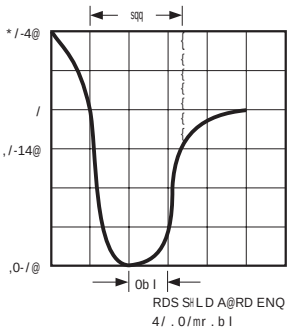

arking Diagram

Ordering information

Model name	Package	Unit Weight	Base Quantity	Packing Quantity
	! ! " # $ %	" & " ' ( ) * + & , - . / % %	0 " 1 2 3 4 5 6 7 8 % %	+ " " " 9 : ; 4 $ (< % 0 " " " 9 : ; 4 : = > 5 (? %

Package Dimensions

TO-220AB

	Symbol	Millimeter	Inches
		Min	

%

Disclaimer

The information presented in this document is for reference only. GuangDong Youfeng Microelectronics Co.,Ltd. reserves the right to make changes without notice for the specification of the products displayed herein to improve reliability, function or design or otherwise. The product listed herein is designed to be used with ordinary electronic equipment or devices, and not designed to be used with equipment or devices which require high level of reliability and the malfunction of with would directly endanger human life (such as medical instruments, transportation equipment, aerospace machinery, nuclear-reactor controllers, fuel controllers and other safety devices),YFW or anyone on its behalf, assumes no responsibility or liability for any damages resulting from such improper use of sale. This publication supersedes & replaces all information previously supplied. For additional information, please visit our website https://www.yfwdiode.com, or consult YFW sales office for further assistance.