!#A%%BC>DEBB9@%9BDEB>9F9BG%FH89%%FHI 9G%

6:/ /<40*5

FEJB%>DEKE>G9KJIGJ>I%

J_8%	2.3A
$A_{8\,I\,I}$%	20V
$K_{8\,I\,HB}$C;+LMNA$_{3\,I}$OP*(AQ%	< 56mΩMG+LORP"%2 SQ

%

%

ELL:.15;./6%

- Battery protection
- Load switch
- Uninterruptible power supply

YFW2300B 2300./A2SHB

F5W.242%K5;.67=%5;%G10!(X>%46:0==%/;Y0<).=0%=L01.,.0-%

>Y5<51;0<.=;.1=%	G0=;%>/6-.;./6%	I+2U/:=%	F.6%	G+L%	F5W%	Z6.;=%
Drain-Source Breakdown Voltage	V_{GS}=0V, I_D=250uA	A_{8II}%	20	21	-	A%
Zero Gate Voltage Drain Current	V_{DS}=20V , V_{GS}=0V , T_J=25℃	J_{8II}%	-	-	1	]E%
Gate-Body Leakage Current	V_{GS}=±12V, V_{DS}=0V	J_{3II}%	-	-	±100	6E%
Gate -Threshold Voltage	V_{DS}=V_{GS}, I_D=250uA	$A_{3IM;YQ}$%	0.52	0.66	0.9	A%
Static Drain-Source On-Resistance	V_{GS}=4.5V, I_D=2.0A	K_{8IMHBQ}%	-	43	56	2S%
	V_{GS}=2.5V, I_D=1.5A		-	58	78	
Input Capacitance	V_{DS}=10V V_{GS}=0V f=1.0MHz	>.==%	-	280	-	T %
Output Capacitance		>/==%	-	46	-	
Reverse Transfer Capacitance		><==%	-	29	-	
Total Gate Charge	V_{GS}=4.5V V_{DS}=10V I_D=3.0A	^7%	-	2.9	-	6>%
Gate-Source Charge		^7=%	-	0.4	-	
Gate-Drain Charge		^7-%	-	0.6	-	
Turn-on delay time	V_{GS} =4.5V V_{DD}=10V R_L =1.5Ω R_{GEN} =3Ω	;-M/6Q%	-	13	-	6=%
Turn-on Rise Time		G<%	-	54	-	
Turn-Off Delay Time		;-MH Q%	-	18	-	
Turn-Off Fall Time		;,%	-	11	-	
Maximum Body-Diode Continuous Current		J_I%	-	C	3.0	E%
Diode Forward Voltage	V_{GS}=0V , I_S=3.0A	A_{I8}%	-	C	1.2	A%

Note：

1、Pulse Test: Pulse Width≤300us,Duty cycle ≤2%.

2、Device mounted on FR-4 PCB, 1 inch x 0.85 inch x 0.062 inch.%

%
%
%

K5;.67=%56 -%>Y5<51;0<.=;.1%>4<_0=%

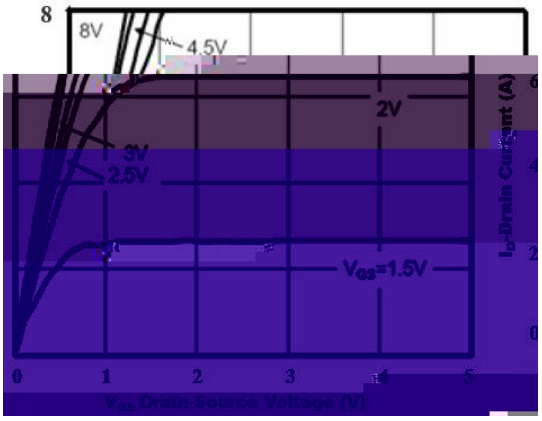

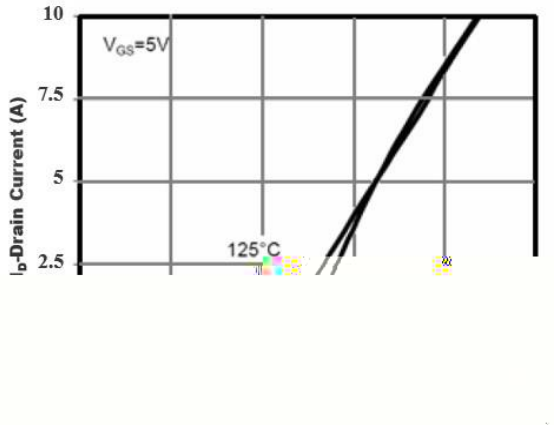

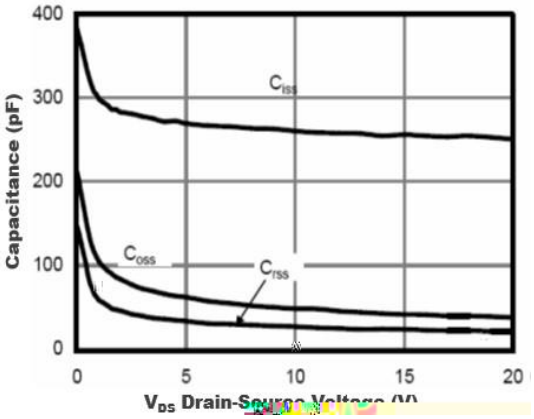

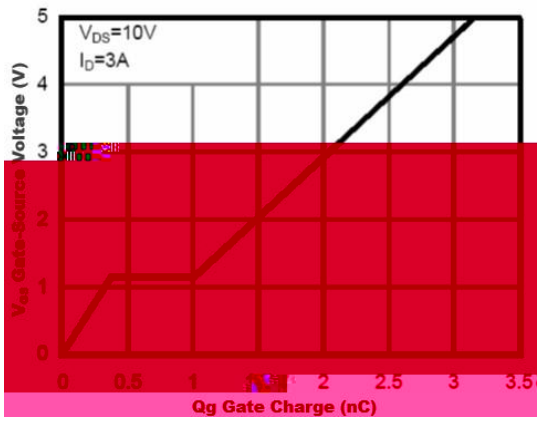

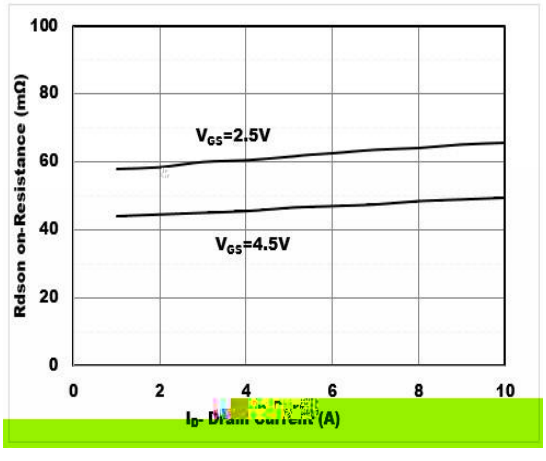

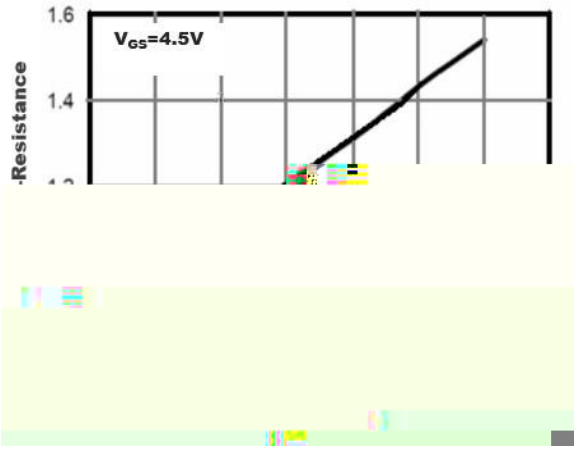

K5;.67=%56-%>Y5<51;0<.=;.1%>4<_0=%

Ordering information

Package	Packing Description	Base Quantity	Packing Quantity
SOT-23	Tape/Reel,7”reel	3000pcs/Reel	24000PCS/Box 120000PCS/Carton

Package Dimensions

SOT-23

Dim.	Millimeter (mm)		mil	
	Min.	Max.	Min.	Max.
A	0.9	1.15	35	45
A1	0.1		3.9	
bp	0.38	0.48	15	19
C	0.09	0.15	3.54	5.9
D	2.8	3.0	110	118
E	1.2	1.4	47	55
E	1.9		75	

The information presented in this document is for reference only. GuangDong Youfeng Microelectronics Co.,Ltd. reserves the right to make changes without notice for the specification of the products displayed herein to improve reliability, function or design or otherwise. The product listed herein is designed to be used with ordinary electronic equipment or devices, and not designed to be used with equipment or devices which require high level of reliability and the malfunction of with would directly endanger human life (such as medical