1SS389 **N**

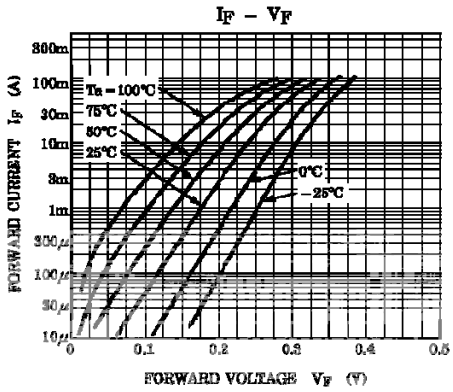
$I_F - V_F$
FORWARD CURRENT I_F (A)
300m
100m
30m
10m
3m
1m
300μ
100μ
30μ
10μ
Ta = 100°C
75°C
50°C
25°C
0°C
−25°C
0
0.1
0.2
0.3
0.4
0.5
FORWARD VOLTAGE V_F (V)

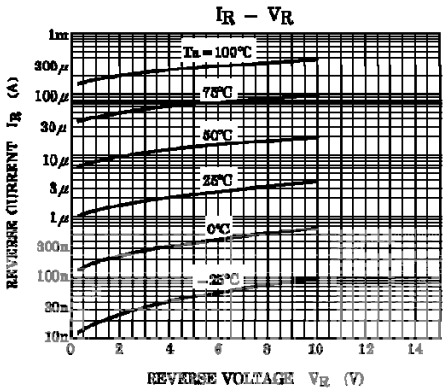
$I_R - V_R$
REVERSE CURRENT I_R (A)
1m
300μ
100μ
30μ
10μ
3μ
1μ
300n
100n
30n
10n
Ta = 100°C
75°C
50°C
25°C
0°C
−25°C
0
2
4
6
8
10
12
14
REVERSE VOLTAGE V_R (V)

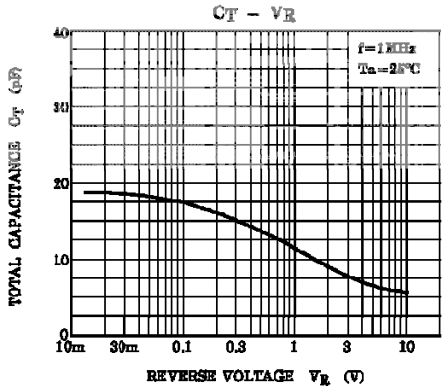
$C_T - V_R$
TOTAL CAPACITANCE C_T (pF)
40
30
20
10
0
f=1MHz
Ta=25°C
10m
30m
0.1
0.3
1
3
10
REVERSE VOLTAGE V_R (V)

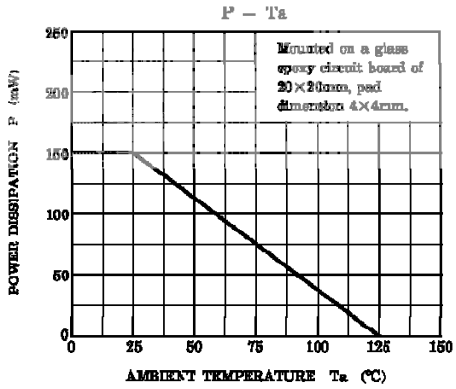
P − Ta
POWER DISSIPATION P (mW)
250
200
150
100
50
0
Mounted on a glass epoxy circuit board of 20×20mm, pad dimension 4×4mm.
0
25
50
75
100
125
150
AMBIENT TEMPERATURE Ta (°C)