YFW8N10MI 8N10

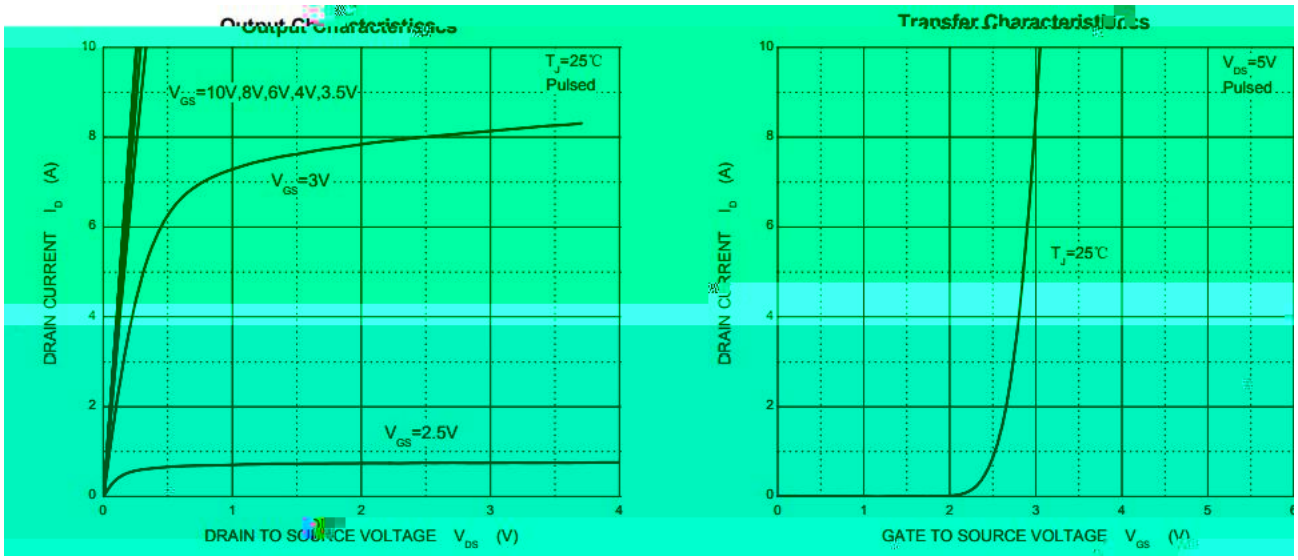
Output Characteristics
T_J=25℃
Pulsed
V_{GS}=10V,8V,6V,4V,3.5V
V_{GS}=3V
V_{GS}=2.5V
DRAIN CURRENT I_D (A)
DRAIN TO SOURCE VOLTAGE V_{DS} (V)
Transfer Characteristics
V_{DS}=5V
Pulsed
T_J=25℃
DRAIN CURRENT I_D (A)
GATE TO SOURCE VOLTAGE V_{GS} (V)

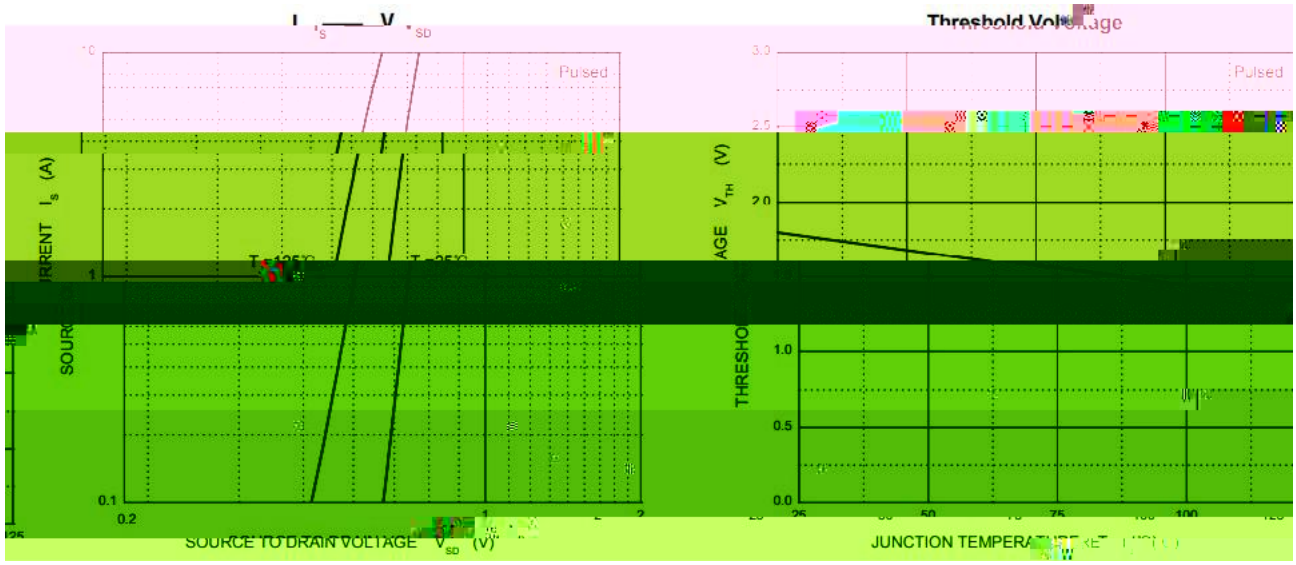
Pulsed
SOURCE TO DRAIN VOLTAGE V_{SD} (V)
Pulsed
JUNCTION TEMPERATURE



!" #$ %& ' $( )&*( )

+ , - . /0/ 1

	%& ' 2	3 &44& ' $5$6 7 ' ' 8		' &4	
		3 &(2	3 92	3 &(2	3 92
	A	1.05	1.25	41	49.2
	A1	0.10		3.93	
	A2	1.05	1.15	41	45
	b	0.30	0.50	12	20
	c	0.10	0.20	3.93	7.9
	D	2.82	3.02	111	119
	E	1.50	1.70	59	67
	E1	2.65	2.95	104	116
	e	0.95		37.4	
	e1	1.80	2.00	71	78
	L	0.30	0.066	12	26
	Θ	8°			

The information presented in this document is for reference only. GuangDong Youfeng Microelectronics Co.,Ltd. reserves the right to make changes without notice for the specification of the products displayed herein to improve reliability, function or design or otherwise. The product listed herein is designed to be used with ordinary electronic equipment or devices, and not designed to be used with equipment or devices which require high level of reliability and the malfunction of with would directly endanger human life (such as medical instruments, transportation equipment, aerospace machinery, nuclear-reactor controllers, fuel controllers and other safety devices),YFW or anyone on its behalf, assumes no responsibility or liability for any damages resulting from such improper use of sale. This publication supersedes & replaces all information previously supplied. For additional information, please visit our website https://www.yfwdiode.com, or consult YFW sales office for further assistance.