-6.8A

-20V

Drain-Source Breakdown Voltage	V_{GS}=0V, I_D=-250uA		-20	-	-	
Gate-Threshold voltage	VDS=VGS, ID=-250uA		-0.5	-	0.9	
Gate-body Leakage	V_{GS}=Ñ12V, V_{DS}=0V		-	-	±100	
Zero Gate Voltage Drain current	V_{DS}=-8V, V_{GS}=0V		-	-	-1	
Drain-Source On-Resistance (a)	V_{GS}=-4.5V, I_D=-3.5A		-	30	45	
	V_{GS}=-2.5V, I_D=-3.0A		-	40	60	
	V_{GS}=-1.8V, ID=-2.0A		-	60	90	
Forward Transconductance (a)	V_{DS}=-5V , I_D=-4.1A		6	-	-	
Input Capacitance	VDS=-4V VGS=0V f=1MHz		-	740	-	
Output Capacitance			-	290	-	
Reverse Transfer Capacitance			-	190		
Total gate charge(b,c)	VDS=-4V, VGS=-4.5V, ID=-4.1A			7.8	15	
	VDS=-4V, VGS=-2.5V, ID=-4.1A		-	4.5	9	
Gate-source charge(b,c)			-	1.2	-	
Gate-drain charge(b,c)				1.6	-	
Gate resistance	F=1MHz		1.4	7	14	
Turn-on delay time	V_{DD}=-4V, RL=1.2Ω, VGEN=-4.5V, I_D=-3.3A, R_G=1Ω		-	13	20	
Rise Time			-	35	53	
Turn-Off Delay Time			-	32	48	
Fall Time			-	10	20	
Turn-on delay time	VDD=-4V, RL=1.2q, VGEN=-8V, ID=-3.3A, RG=1q		-	5	10	
Rise Time			-	11	17	
Turn-Off Delay Time			-	22	33	
Fall Time			-	16	24	
Continuous source-drain diode current	Tc=25		-	-	-1.4	
Pulse diode forward current (a)			-	-	-10	
Body diode voltage	IS=-3.3A		-	-	-1.2	

Notes:
a. Pulse Test: Pulse Width ò300us, Duty Cycleò2%
b. Guaranteed by design, not subject to production testing.
c. These parameters have no way to verify

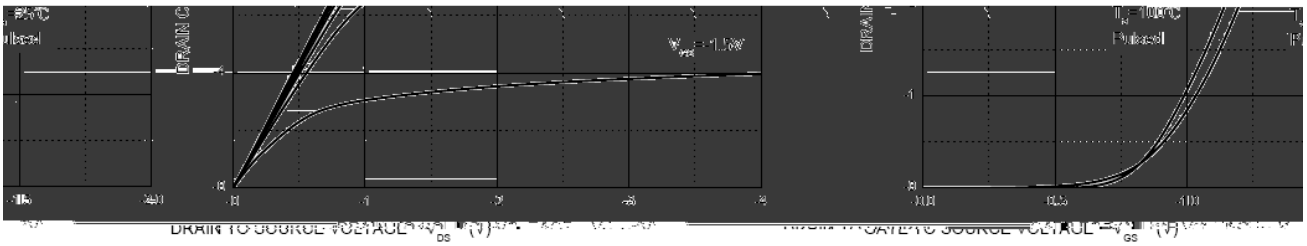

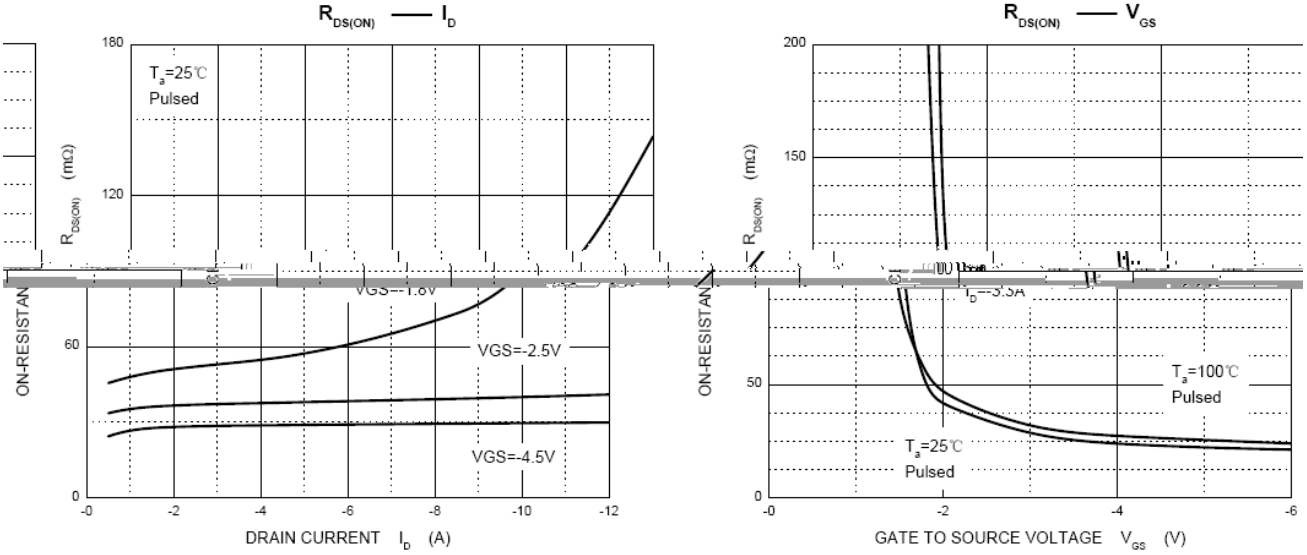
$R_{DS(ON)}$ —— I_D
T_a=25℃
Pulsed
VGS=-1.8V
VGS=-2.5V
VGS=-4.5V
ON-RESISTANCE $R_{DS(ON)}$ (mΩ)
DRAIN CURRENT I_D (A)
$R_{DS(ON)}$ —— V_{GS}
T_a=100℃
Pulsed
T_a=25℃
Pulsed
I_D=-3.5A
ON-RESISTANCE $R_{DS(ON)}$ (mΩ)
GATE TO SOURCE VOLTAGE V_{GS} (V)


Threshold Voltage
I_D=-250uA
T_a=100℃
Pulsed
T_a=25℃
Pulsed
AMBIENT TEMPERATURE T_a (℃)
SOURCE TO DRAIN VOLTAGE V_{SD} (V)

Ordering information

Package	Packing Description	Base Quantity	Packing Quantity
SOT-23	Tape/Reel,7”reel	3000pcs/Reel	24000PCS/Box 120000PCS/Carton

Package Dimensions

SOT-23

Dim.	Millimeter (mm)		mil	
	Min.	Max.	Min.	Max.
A	0.9	1.15	35	45
A1	0.1		3.9	
bp	0.38	0.48	15	19
C	0.09	0.15	3.54	5.9
D	2.8	3.0	110	118
E	1.2	1.4	47	