Symbol	Parameter	Limits(DTA113Z)				Unit
		E	UA	CA	KA	
V_{CC}	Supply Voltage	-50				V
V_{IN}	Input Voltage	-10 +5				V
I_O	Output Current	-100				mA
P_D	Power Dissipation	150	200	200	200	mW
T_J,T_{stg}	Operation Junction and Storage Temperature Range	-55 +150				

Parameter	Symbol	Test Conditions	Min	Typ	Max	Unit
Input voltage	$V_{I(off)}$	V_{CC}=-5V,I_O=-100μA	-0.3			V
	$V_{I(on)}$	V_O=-0.3V,I_O=-20mA			-3	V
Output voltage	$V_{O(on)}$	I_O/I_I=-10mA/-0.5mA			-0.3	V
Input current	I_I	V_I=-5V			-7.2	mA
Output current	$I_{O(off)}$	V_{CC}=-50V,V_I=0			-0.5	εA
DC current gain	G_I	V_O=-5V,I_O=-5mA	33			

Outlen

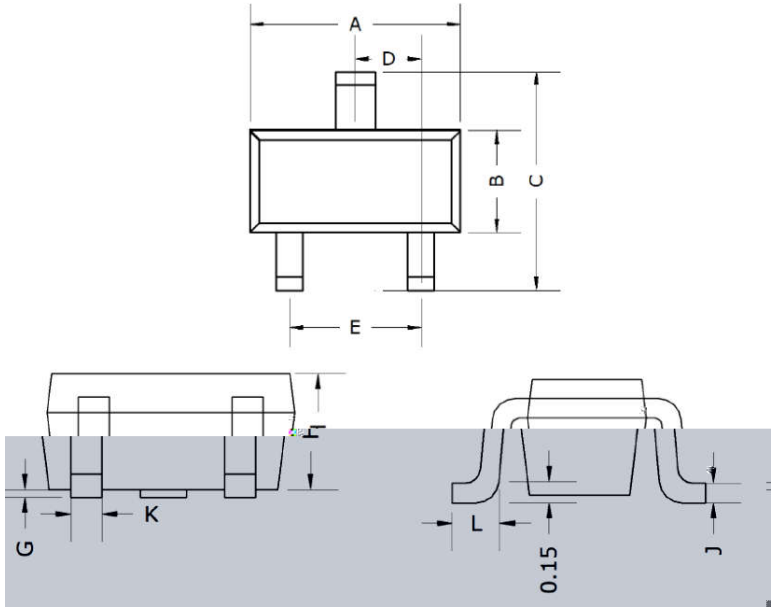
A
D
B
C
E
H
K
G
L
0.15
J

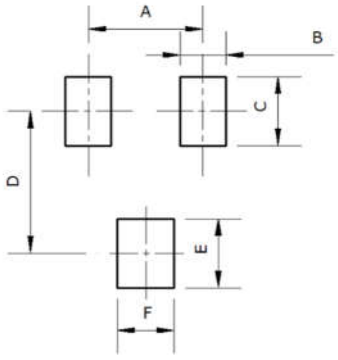
A
B
C
D
E
F

Ordering information

Package	Packing Description	Base Quantity	Packing Quantity
SOT-323	Tape/Reel,7”reel	3000pcs/Reel	24000PCS/Box 120000PCS/Carton

Package Dimensions

SOT-323

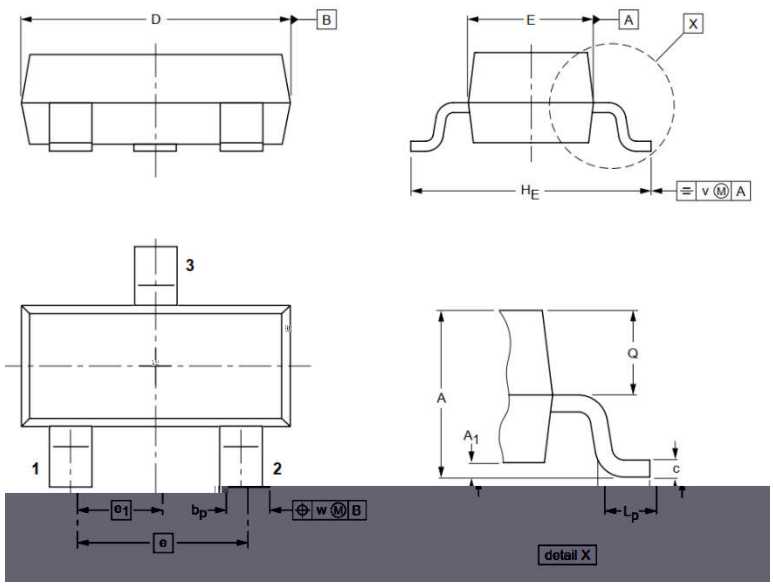

Dim.	Millimeter (mm)		mil	
	Min.	Max.	Min.	Max.
A	0.8	1.1	32	43
A1	0.1		4	
bp	0.3	0.4	12	16
C	0.10	0.25	4	10
D	1.8	2.2	71	87
E	1.15	1.35	45	53
E	1.3		51	

The recommended mounting pad size

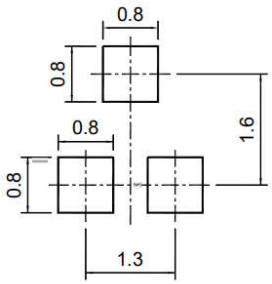

	A	1.05	1.25	41	49.2
	A1	0.10		3.93	
	A2	1.05	1.15	41	45
	b	0.30	0.50	12	20
	c	0.10	0.20	3.93	7.9
	D	2.82	3.02	111	119
	E	1.50	1.70	59	67
	E1	2.65	2.95	104	116
	e	0.95		37.4	
	e1				

Ordering information

Package	Packing Description	Base Quantity	Packing Quantity
SOT-23	Tape/Reel,7”reel	3000pcs/Reel	24000PCS/Box 120000PCS/Carton

Package Dimensions

SOT-23

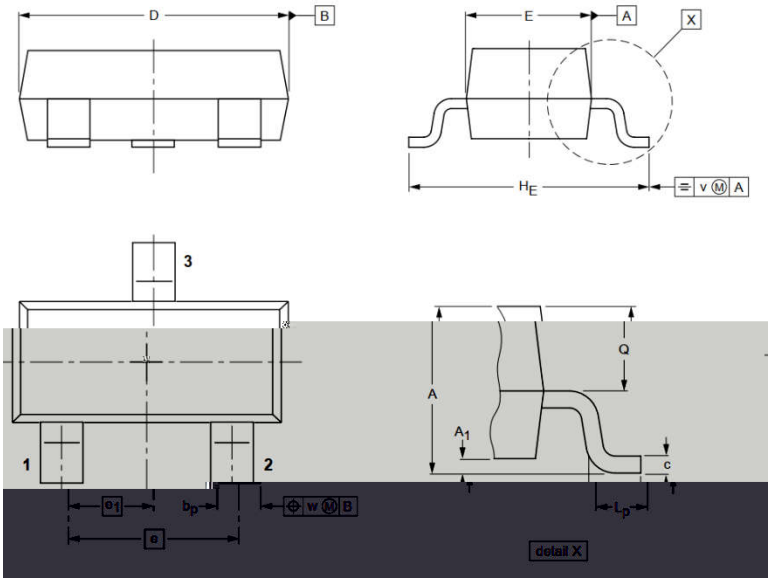

Dim.	Millimeter (mm)		mil	
	Min.	Max.	Min.	Max.
A	0.9	1.15	35	45
A1	0.1		3.9	
bp	0.38	0.48	15	19
C	0.09	0.15	3.54	5.9
D	2.8	3.0	110	118
E	1.2	1.4	47	55
E	1.9		75	

The recommended mounting pad size

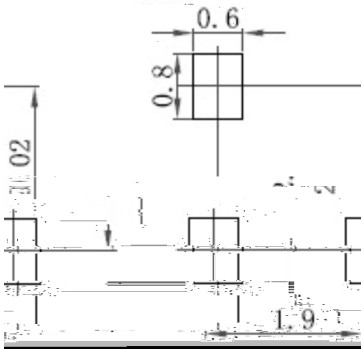

The information presented in this document is for reference only. GuangDong Youfeng Microelectronics Co.,Ltd. reserves the right to make changes without notice for the specification of the products displayed herein to improve reliability, function or design or otherwise. The product listed herein is designed to be used