SSL

YFW SL

Fig.1 Forward Current Derating Curve



Fig.2 Typical Reverse Characteristics

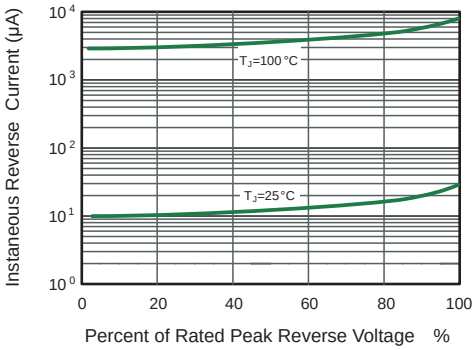

Fig.3 Typical Forward Characteristic



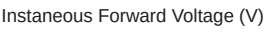

Fig.4 Typical Junction Capacitance

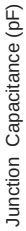



Marking Diagram

Ordering information

Package	Packing Description	Packing Quantity
SMBF	Tape/Reel,13”reel	5000PCS/Reel 50000PCS/Carton

Package Dimensions

SMBF

Dim.	Millimeter(mm)		mil	
	Min.	Max.	Min.	Max.
A	1.1	1.3	43	51
C	0.18	0.26	7	10
D	4.2	4.4	165	173
E	3.5	3.7	138	1464

Disclaimer

The information presented o oyhu th hu l' ment o

herek o improv א ɾu L -aM ü ne li t oM ,fu