Typical Performance Characteristics



Figure 2: Typical Transfer Characteristics

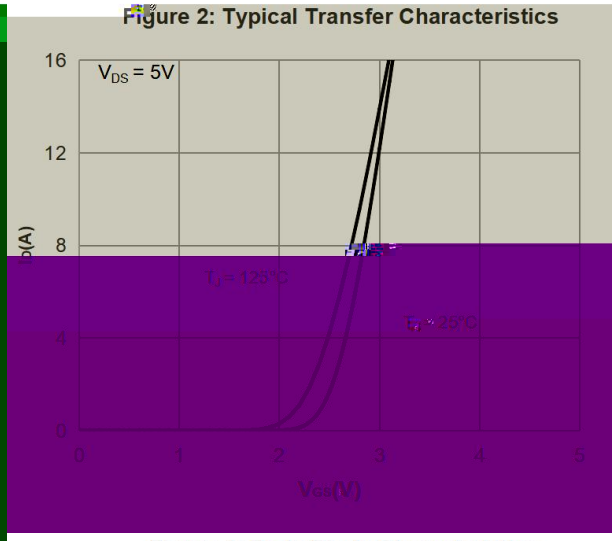

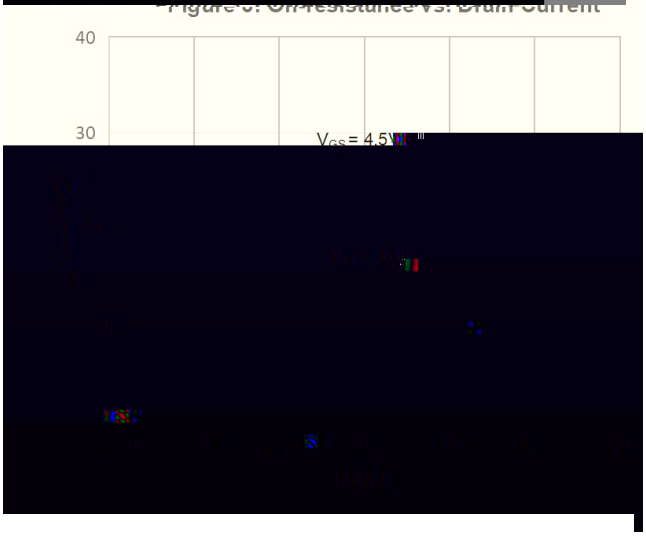

Figure 4: Body Diode Characteristics

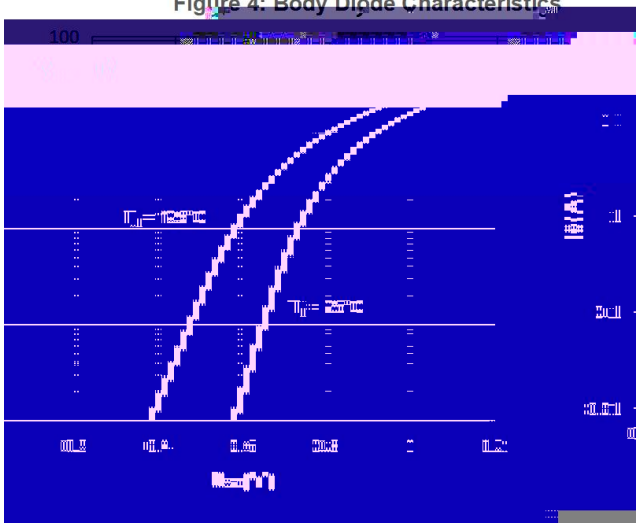

Figure 5: Gate Charge Characteristics

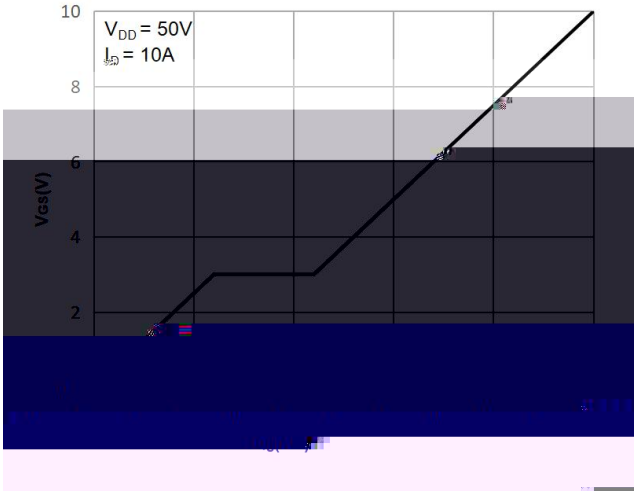

Figure 6: Capacitance Characteristics

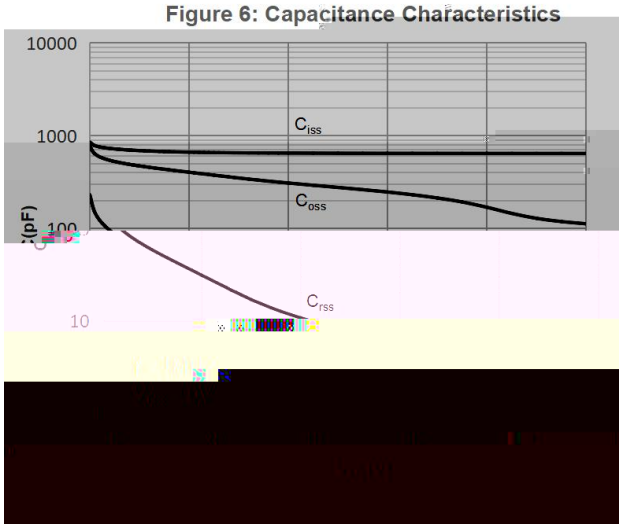

Typical Performance Characteristics

Figure 7: Normalized Breakdown voltage vs. Junction Temperature

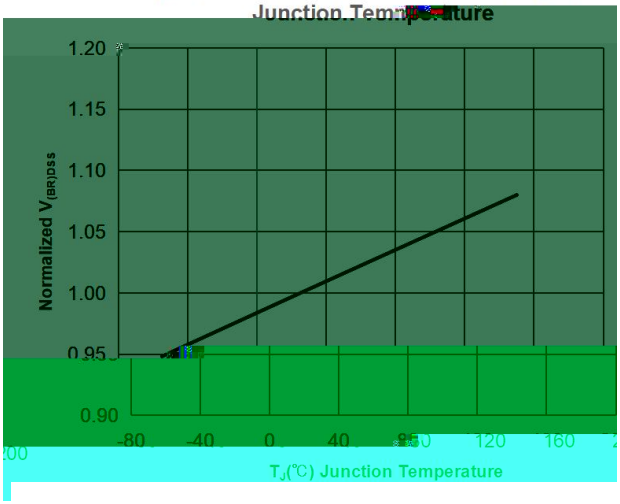

Figure 8: Normalized on Resistance vs. Junction Temperature



Figure 9: Maximum Safe Operating Area

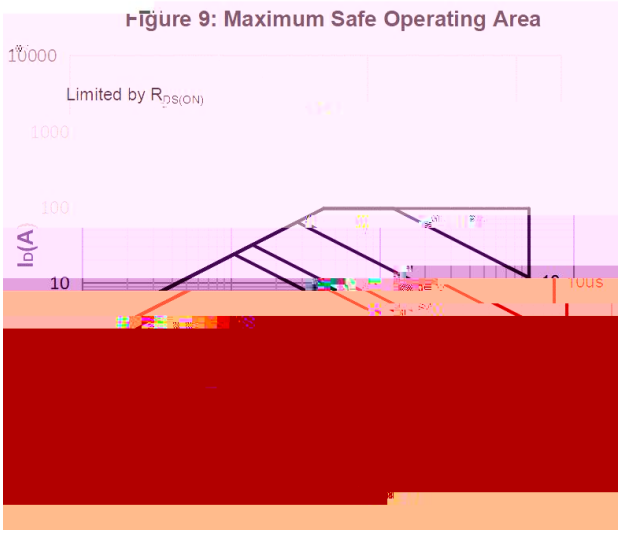

Figure 10: Maximum Continuous Drian Current vs. Case Temperature

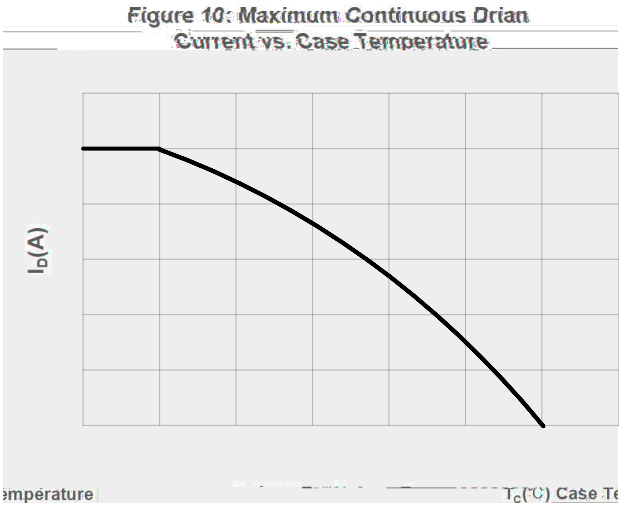

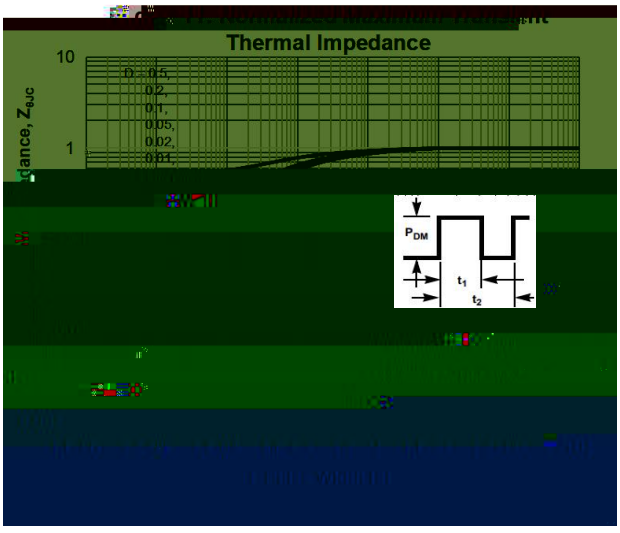



Marking Diagram

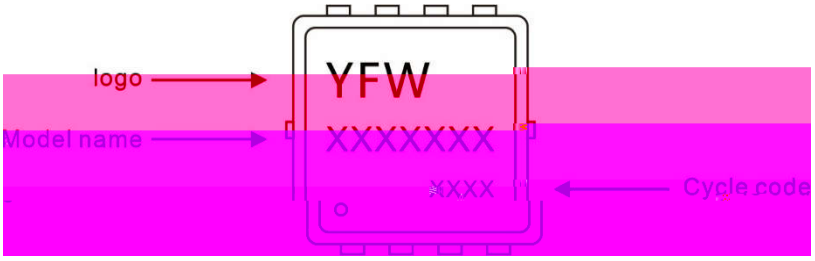

Ordering information

Model name	Package	Unit Weight	Base Quantity	Packing Quantity
YFWG25N10DF	PDFN3*3-8L	0.0023oz(0.065g)	5000pcs/reel	10000pcs/box 50000pcs/Carton

Package Dimensions

PDFN3*3-8L

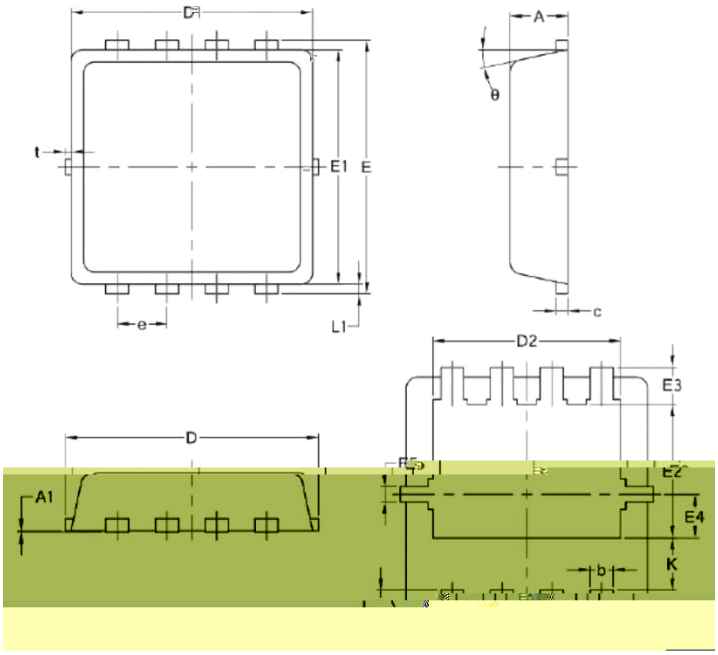

Dim	Millimeter		mil	
	Min.	Max.	Min.	Max.
A	0.70	0.85	0.0276	0.0335
A1	-	0.05	-	0.002
b	0.20	0.40	0.008	0.016
c	0.10	0.25	0.004	0.010
D	3.15	3.45	0.124	0.136
D1	3.00	3.25	0.118	0.128
D2	2.29	2.65	0.09	0.104
E	3.15	3.45	0.124	0.136
E1	2.90	3.20	0.114	0.126
E2	1.54	1.94	0.061	0.076
E3	0.28	0.65	0.011	0.026
E4	0.37	0.77	0.015	0.030
E5	0.10	0.30	0.004	0.012
e	0.60	0.70	0.024	0.028
K	0.59	0.89	0.023	0.035
L	0.30	0.50	0.012	0.020
L1	0.06	0.20	0.002	0.008
t	-	0.13	-	0.005
Φ	10	14	10	14

The information presented in this document is for reference only. GuangDong Youfeng Microelectronics Co.,Ltd. reserves the right to make changes without notice for the specification of the products displayed herein to improv t. ڻ ʻ d̯ i