Electrical Characteristics (T_J=25ÁC, unless otherwise noted)

Parameter	Conditions	Symbol	Min	Typ	Max	Unit
Drain-Source Breakdown Voltage	V_{GS}=0V , I_D=-250uA	BV_{DSS}	-20	-24	-	V
BV_{DSS} Temperature Coefficient	Reference to 25 , I_D=-1mA	BV_{DSS}/ T_J	-	-0.012	-	V/
Static Drain-Source On-Resistance[2]	V_{GS}=-4.5V , I_D=-10A	$R_{DS(on)}$	-	12	15	mq
Static Drain-Source On-Resistance[2]	V_{GS}=-2.5V , I_D=-5A	$R_{DS(on)}$	-	16	20	
Gate Threshold Voltage	V_{GS}=V_{DS} , I_D =-250uA	$V_{GS(th)}$	-0.5	-0.7	-1.2	V
$V_{GS(th)}$ Temperature Coefficient		$V_{GS(th)}$	-	2.94	-	mV/
Drain-Source Leakage Current	V_{DS}=-20V , V_{GS}=0V , T_J=25	I_{DSS}	-	---	1	uA
Gate-Source Leakage Current	V_{GS}=Ñ12V , V_{DS}=0V	I_{GSS}	-	---	Ñ100	nA
Total Gate Charge (-4.5V)	V_{DS}=-10V V_{GS}=-4.5V I_D=-6A	Q_G	-	15.3	-	nC
Gate-Source Charge		Q				

Typical Characteristics

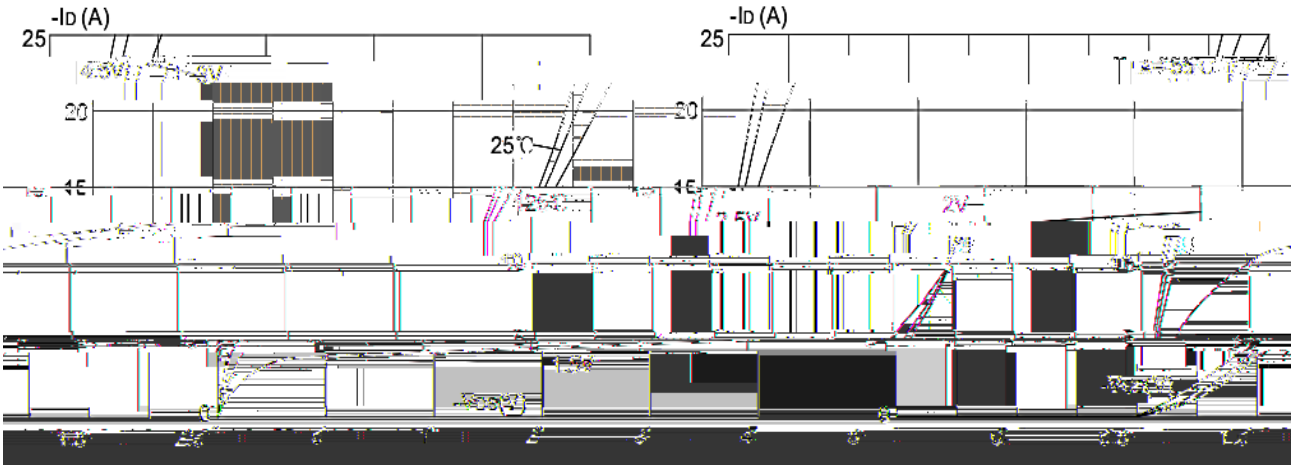

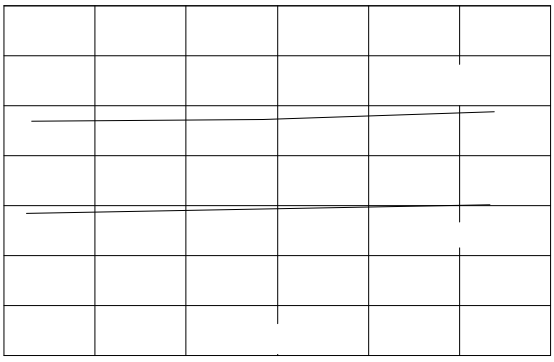

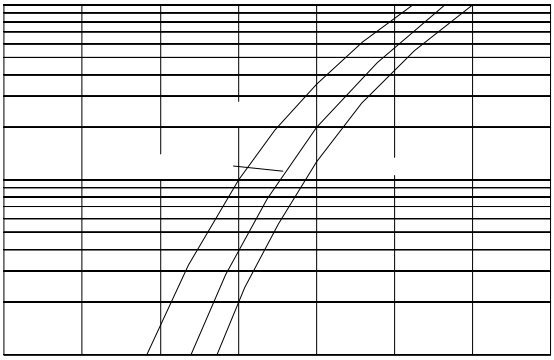



Typical Characteristics

The information presented in this document is for reference only. GuangDong Youfeng Microelectronics Co.,Ltd. reserves the right to make changes without notice for the specification of the products displayed herein to improve reliability, function or design or otherwise. The product listed herein is designed to be used with ordinary electronic equipment or devices, and not designed to be used with equipment or devices which require high level of reliability and the malfunction of with would directly endanger human life (such as medical instruments, transportation equipment, aerospace machinery, nuclear-reactor controllers, fuel controllers and other safety devices),YFW or anyone on its behalf, assumes no responsibility or liability for any damages resulting from such improper use of sale. This publication supersedes & replaces all information previously supplied. For additional information, please visit our website https://www.yfwdiode.com, or consult YFW sales office for further assistance.