- Low collector-to-emitter saturation voltage.
- Fast switching speed.
- Large current capacity and wide ASO.
- We declare that the material of product compliance with RoHS requirements and Halogen Free.

Collector - Base Voltage		60	
Collector - Emitter Voltage		50	
Emitter - Base Voltage		6	
Collector Current		3	
Collector Current(Pulse)		6	
Collector Power Dissipation FR ī 4 Board (Note 1) @ TA = 25ÜC Derate above 25ÜC		550 4.4	
Thermal Resistance From Junction-To- Ambient		225	
Junction Temperature		150	
Storage Temperature Range		-55 to 150	

Collector-base cut-off current	V_{CB} =40V, I_E =0			1
Emitter cut-off current	V_{EB} =4V, I_C =0			1
Collector-emitter saturation voltage	I_C =2A, I_B =100mA			0.5
Base - emitter saturation voltage	I_C =2A, I_B =100mA		0.94	1.2
DC current gain	V_{CE} =2V, I_C =100mA		-	
	V_{CE} =2V, I_C =3A	35		-
output capacitance	V_{CB} = 10 V, f = 1.0 MHz, I_E=0			-
Transition frequency	V_{CE} =10V, I_C =50mA		150	

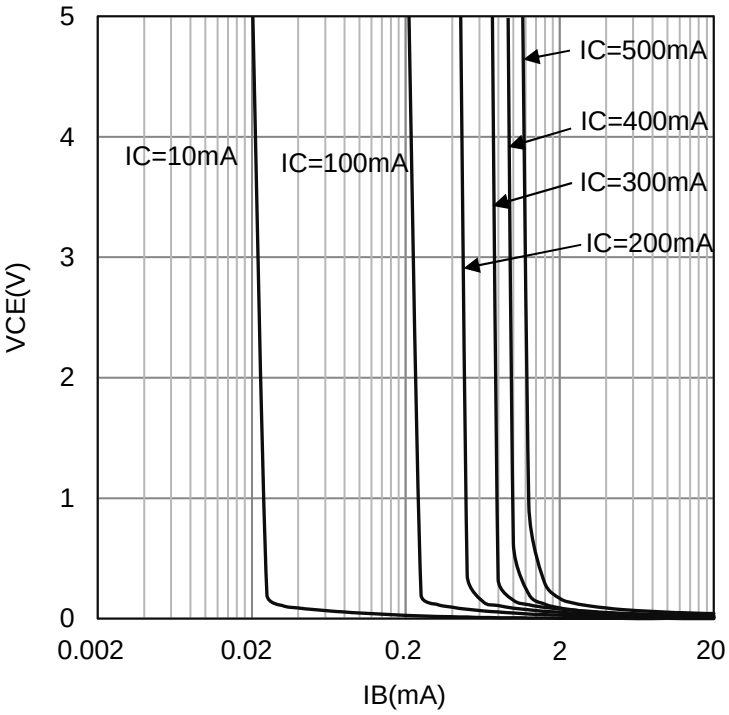
5
4
3
2
1
0
VCE(V)
IC=10mA
IC=100mA
IC=500mA
IC=400mA
IC=300mA
IC=200mA
0.002
0.02
0.2
2
20
IB(mA)





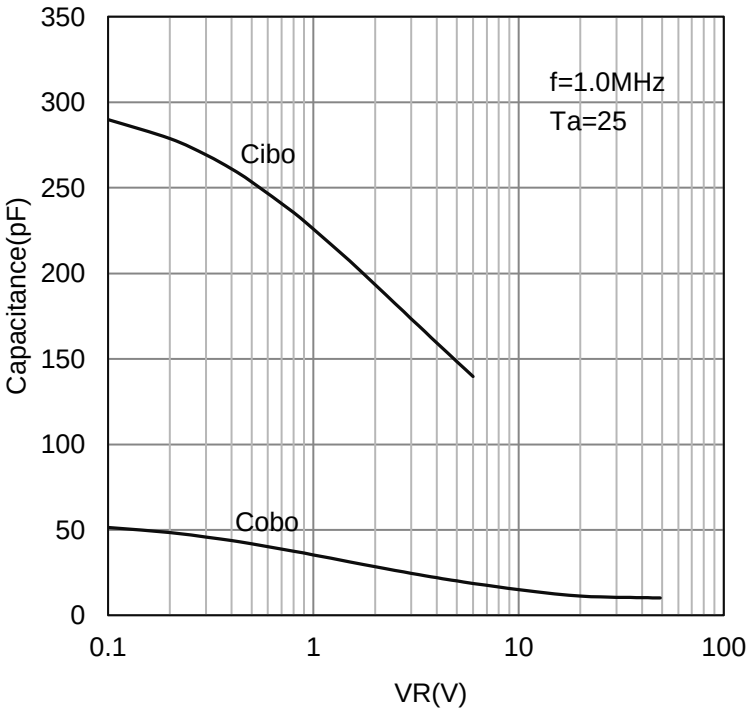
350
300
250
200
150
100
50
0
Capacitance(pF)
f=1.0MHz
Ta=25
Cibo
Cobo
0.1
1
10
100
VR(V)

Disclaimer

The inform