Maximum Ratings at Tc=25°C unless otherwise specified

Characteristics	Test Condition	Symbols	Min	Typ	Max	Units
		B_{VDSS}				V
					i	
		$R_{DS(ON)}$				

Typical Characteristics

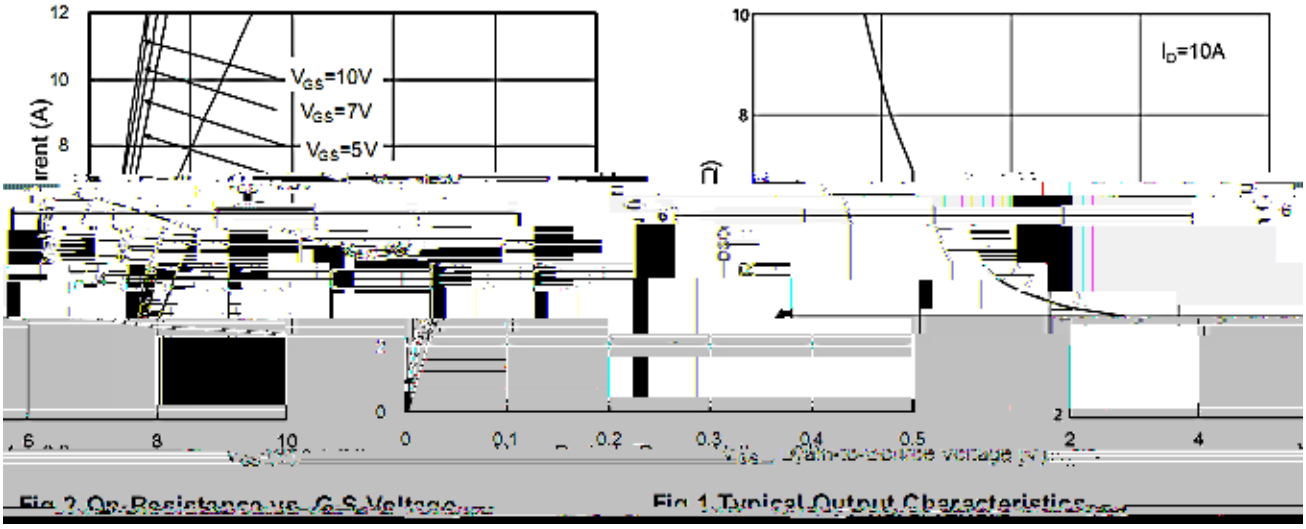

Fig.2 On-Resistance vs. G-S Voltage　　Fig.1 Typical Output Characteristics



Fig.4 Gate Charge Characteristics

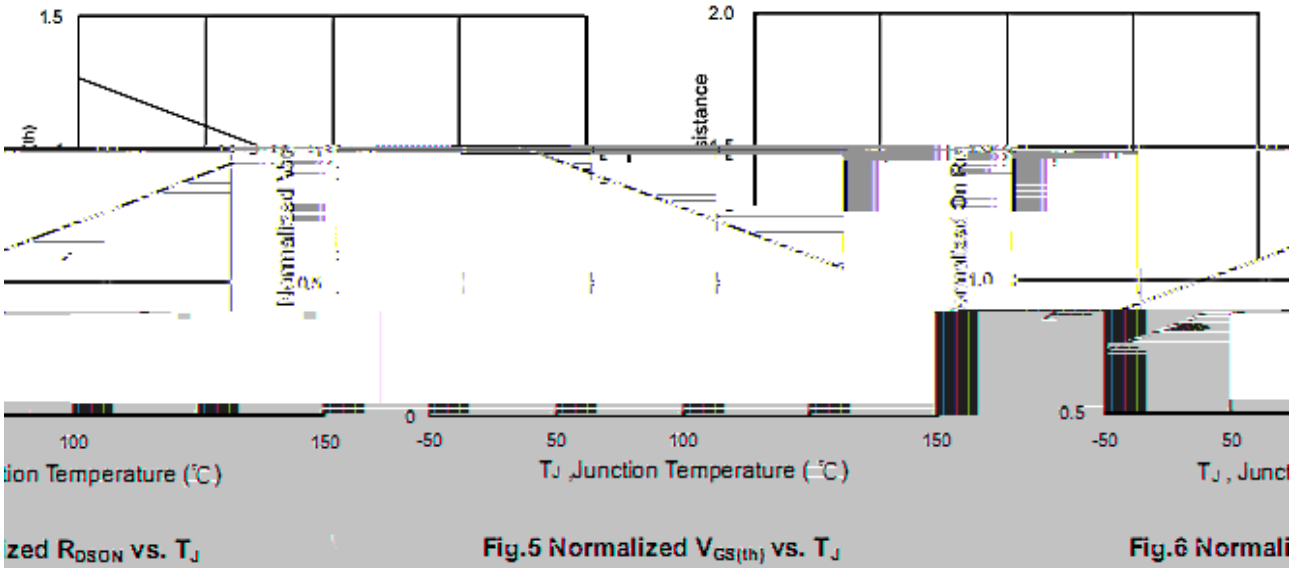

Fig.5 Normalized $V_{GS(th)}$ vs. T_J　　Fig.6 Normali

Typical Characteristics





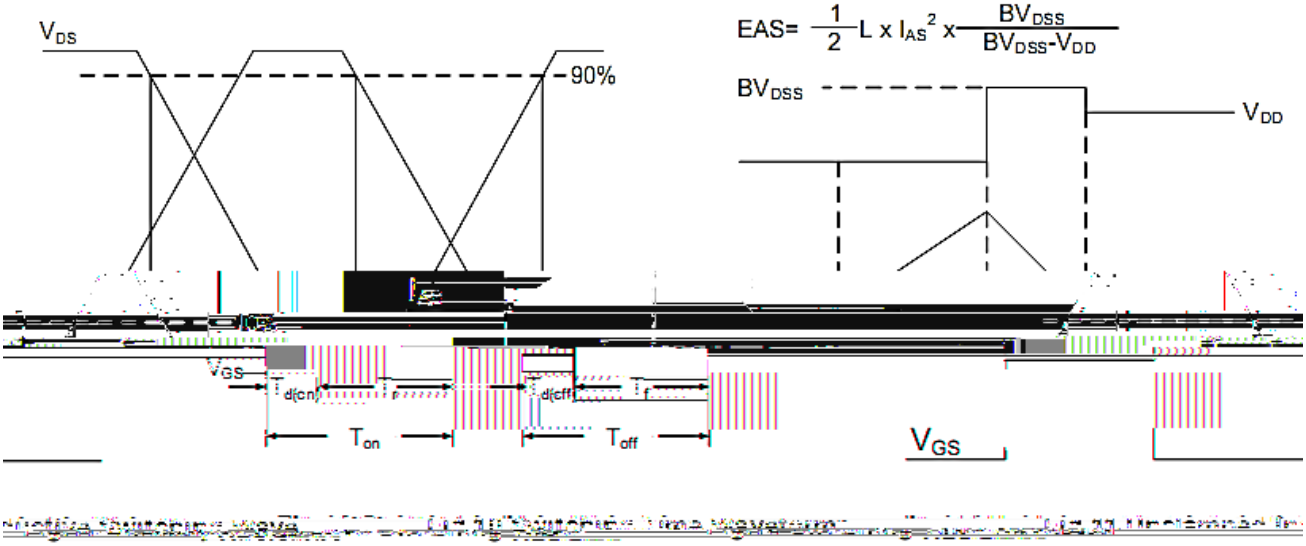

Marking Diagram

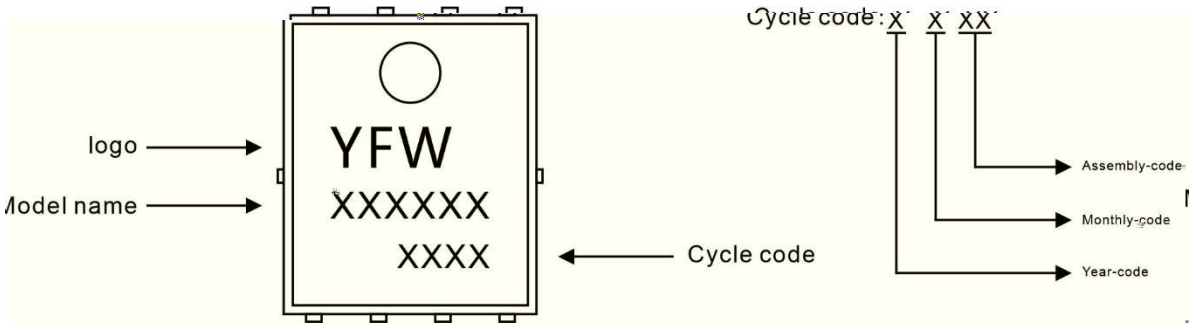

Ordering information

Model name	Package	Unit Weight	Base Quantity	Packing Quantity
YFW60H04NF	PDFN5*6-8L	0.0032oz(0.093g)	5000pcs/reel	10000pcs/box 50000pcs/Carton

Package Dimensions

PDFN5*6-8L

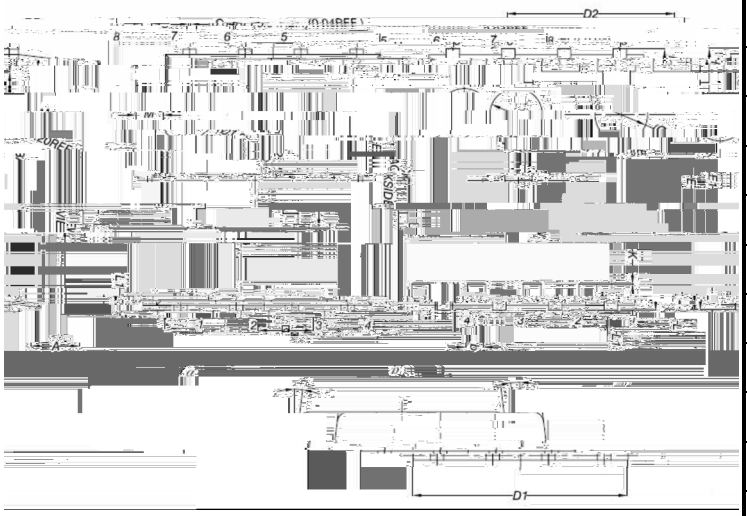

Dim	Millimeter		mil	
	Min.	Max.	Min.	Max.
A	0.90	1.10	35.43	43.31
b	0.33	0.51	12.99	20.08
C	0.20	0.30	7.87	11.81
D1	4.80	5.00	188.98	196.85
D2	3.61	3.96	142.13	155.91
E	5.90	6.10	232.28	240.16
E1	3.45	5.70	135.83	224.41
E2	3.05	3.38	120.08	133.07
e	1.27BSC		50BSC	
H	0.41	0.61	16.14	24.02
K	1.10	-	43.31	-
L	0.51	0.71	20.08	27.95
L1	0.06	0.20	2.46	7.87
M	0.50	-	19.69	-
a	0°	12°	0°	12°

The information presented in this document is for reference only. GuangDong Youfeng Microelectronics Co.,Ltd. reserves the right to make changes without notice for the specification of the products displayed herein to improve reliability, function or design or otherwise. The product listed herein is designed to be used