Forward Voltage Drop(Note2)						
I_R = 100μA			-	650	-	
at I_F=15A	T_A=25°C		-	1.34	1.6	
	T_A=175°C		-	1.61	-	
Maximum Reverse Current at V_R=650V	T_A=25°C		-	1	50	
	T_A=175°C		-	8.5	-	
Total capacitive charge	V_R = 400V		-	42	-	
Total capacitance	V_R = 1V, f = 1MHz		-	567	-	
	V_R = 200V, f = 1MHz		-	82	-	
	V_R = 400V, f = 1MHz		-	61	-	
Capacitance stored energy	V_R = 400V		-	6.2	-	

Figure 1. V_F Typical Forward Characteristics

I_F = 0~30A

T_{VJ} ranges from 25 ℃ to 175 ℃

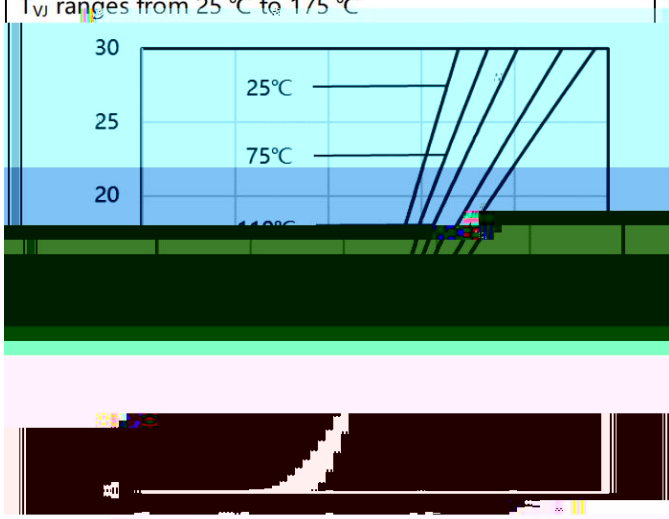

Figure 2. I_R Typical Reverse Characteristics

V_R = 300~700 V

T_{VJ} ranges from 25 ℃ to 175 ℃

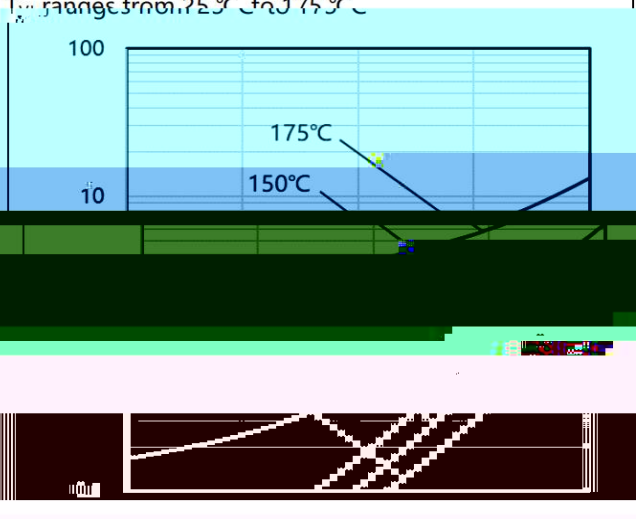

Figure 3. Total Capacitance Cha

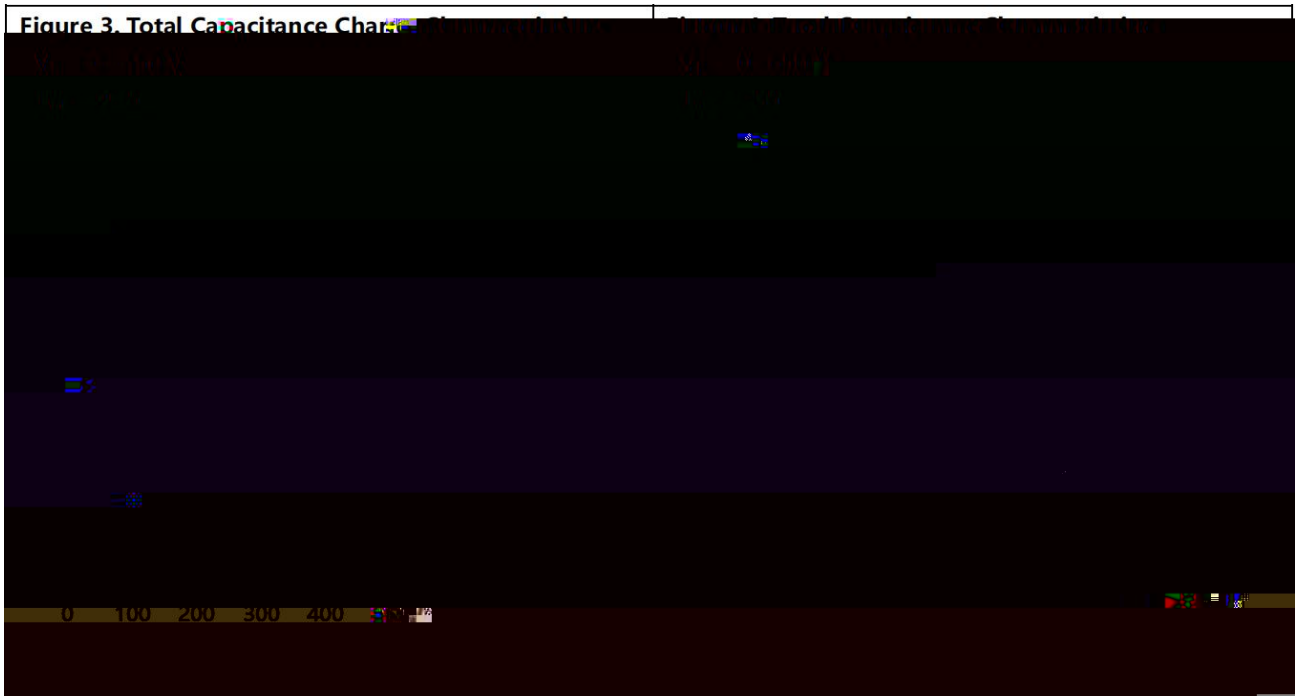

Marking Diagram



Ordering information

Model name	Package	Unit Weight	Base Quantity	Packing Quantity
YFWD315065AC	TO-220AC	0.067oz(1.9g)	50pcs/tube	1000PCS/B

The information presented in this document is for reference only. GuangDong Youfeng Microelectronics Co.,Ltd. reserves the right to make changes without notice for the specification of the products displayed