- The plastic package carries Underwriters Laboratory Flammability Classification 94V-0
- Construction utilizes void-free molded plastic technique
- Low reverse leakage
- High forward surge current capability
- High temperature soldering guaranteed 260°C/10 seconds at terminals



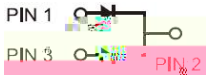

TO-247S

- Case : TO-247S/SPTS
- Terminals : Solder plated, solderable per MIL-STD-750,Method 2026
- Polarity : Polarity symbol marking on body
- Mounting Position : Any

	2*15A
	600V
	200A
	2.3V
	150°C

Maximum Repetitive Peak Reverse Voltage			600	
Maximum RMS voltage			420	
Maximum DC Blocking Voltage			600	
Average Forward Current	per device		30	
	per diode		15	
Peak Forward Surge Current, 8.3ms Single Half Sine-wave			200	
Operating Junction Temperature Range			-55 ~ +150	
Storage Temperature Range			-55 ~ +150	
Typical Thermal Resistance			3.5	

Typical Forward Voltage at I_F=15A	TA=25°C		2.5	-	
	TA=125°C		2.3	-	
Maximum Reverse Current at V =600V	TA=25°C		-	5	
	TA=125°C		-	500	
Maximum Reverse Recovery Time at IF=0.5A, IR=1A, IRR=0.25A			-	50	

FIG. 1- DERATING CURVE OUTPUT RECTIFIED CURRENT

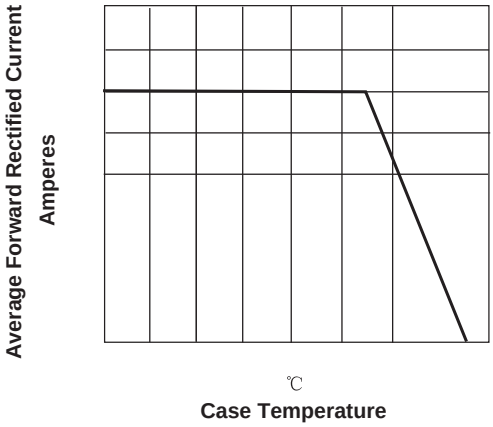

FIG. 2-MAXIMUM NON-REPETITIVE PEAK FORWARD SURGE CURRENT PERLEG

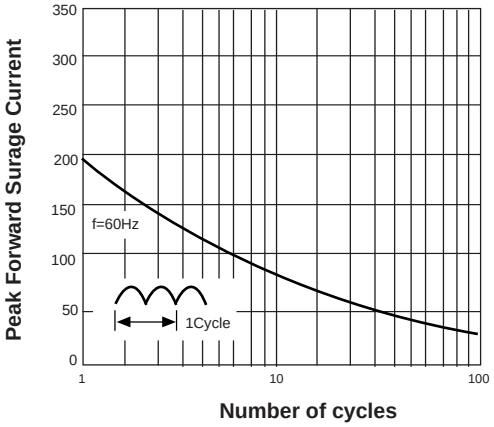

FIG. 3-TYPICAL FORWARD VOLTAGE CHARACTERISTICS

FIG. 4-TYPICAL REVERSE LEAKAGE CHARACTERISTICS

0 20 40 60 80 100

The information presented in this document is for reference only. GuangDong Youfeng Microelectronics Co.,Ltd. reserves the right to make changes without notice for the specification of the products displayed herein to improve reliability, function or design or otherwise. The product listed herein is designed to be used with ordinary electronic equipment or devices, and not designed to be used with equipment or devices which