- Glass passivated chip
- Low Reverse Leakage Current
- High surge current capability
- Case to Terminal Isolation Voltage 2500V

- Case: GBU
- Marking / Polarity: Marked on Body
- Weight: About 3.85grams

Ratings at 25 °C ambient temperature unless otherwise specified.

Single phase half-wave 60 Hz, resistive or inductive load, for capacitive load current derate by 20 %.

| | | | | | | | | | |
|---|---|---|---|---|---|---|---|---|---|
| Maximum Repetitive Peak Reverse Voltage | 100 | 200 | 400 | 600 | 800 | 1000 | 1200 | 1400 | 1600 |
| Maximum RMS voltage | 70 | 140 | 280 | 420 | 560 | 700 | 840 | 980 | 1120 |
| Maximum DC Blocking Voltage | 100 | 200 | 400 | 600 | 800 | 1000 | 1200 | 1400 | 1600 |
| Average Forward Output Rectified Current@Ta =120°C | VRUCu T0tie PT | e-C P 3B-0 TD[( &)]TJ 7969 0 TD[( H)]TJ /FT34.439 0 TDi 597.5 i 0 V 88.7971 0 TD[( H)]TJ | | | | | | | |





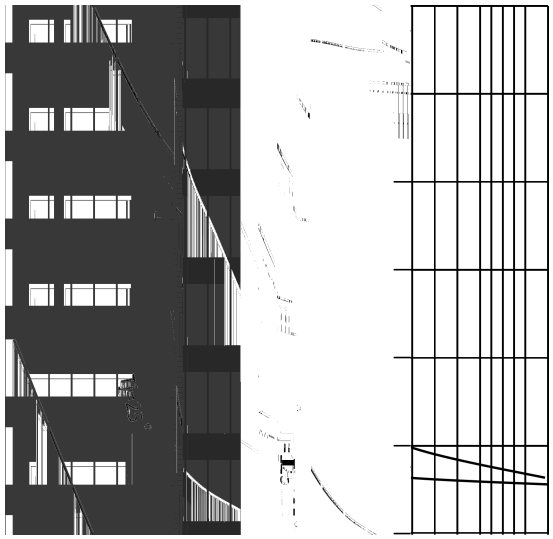







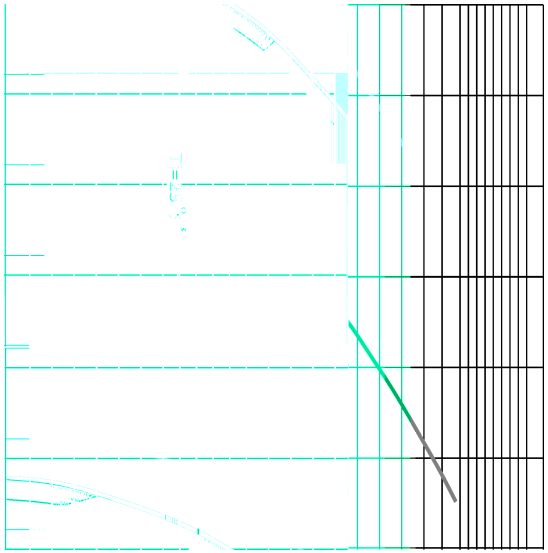

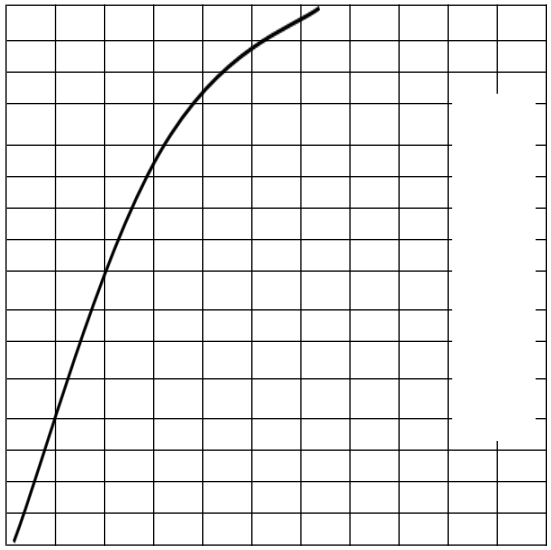

## Marking Diagram

## Ordering information

| Package | Packing Description | Packing Quantity |
|---|---|---|
| GBU | bulk | 500PCS/Box 5000PCS/Carton |

## Package Dimensions

**GBU**

| Dim. | Millimeter(mm) | | Dimensions inInch | |
|---|---|---|---|---|
| | Min. | Max. | Min. | Max. |
| A | 21.70 | 22.30 | 0.86 | 0.88 |
| B | 18.20 | 18.80 | 0.72 | 0.74 |
| C | 3.70 | 3.90 | 0.146 | 0.154 |
| D | 1.60 | 2.00 | 0.06 | 0.08 |
| E | 1.80 | 2.20 | 0.07 | 0.09 |
| F | 2.00 | 2.40 | 0.08 | 0.09 |
| G | 0.90 | 1.30 | 0.04 | 0.05 |
| H | 3.00 | / | 0.12 | / |
| I | 4.88 | 5.28 | 0.19 | 0.21 |

The information presented in this document is for reference only. GuangDong Youfeng Microelectronics Co.,Ltd. reserves the right to make changes without notice for the specification of the products displayed herein to improve reliability, function or design or otherwise. The product listed herein is designed to be used with ordinary electronic equipment or devices, and not designed to be used with equipment or devices which require high level of reliability and the malfunction of with would directly endanger human life (such as medical instruments, transportation equipment, aerospace machinery, nuclear-reactor controllers, fuel controllers and other safety devices),YFW or anyone on its behalf, assumes no responsibility or liability for any damages resulting from such improper use of sale. This publication supersedes & replaces all information previously supplied. For additional information, please visit our website https://www.yfwdiode.com, or consult YFW sales office for further assistance.