	-40A
	-40V
	10.9mq

- Advanced Trench Technology
- Excellent RDS(ON) and Low Gate Charge

- Load Switch
- PWM Application
- Power Management

Drain-Source Voltage	-40
Gate - Source Voltage	
Continuous Drain Current	-40
Pulsed Drain Current (note1)	-160
Single Pulsed Avalanche Energy	144
Power Dissipation	42
Operating Temperature Range	175
Storage Temperature Rate	Tb Run

Drain-Source Breakdown Voltage	V_{GS}=0V, I_D= -250εA	-40	-	-
Zero Gate Voltage Drain Current	V_{DS}= -40V, V_{GS}=0V,	-	-	-1
Gate to Body Leakage Current	V_{DS}=0V, V_{GS}= Ñ20V	-	-	Ñ100
Gate Threshold Voltage	V_{DS}=V_{GS}, I_D= -250εA	-1	-	-2.5
Static Drain-Source on-Resistance	V_{GS}= -10V, I_D= -20A	-	8.7	10.9
	V_{GS}= -4.5V, I_D= -10A	-	11	13.7
Input Capacitance	V_{DS}=-20V V_{GS}=0V f=1.0MHz	-	3800	-
Output Capacitance		-	329	-

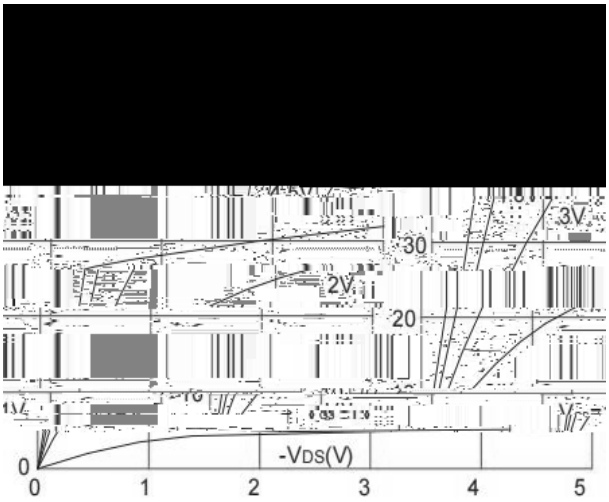

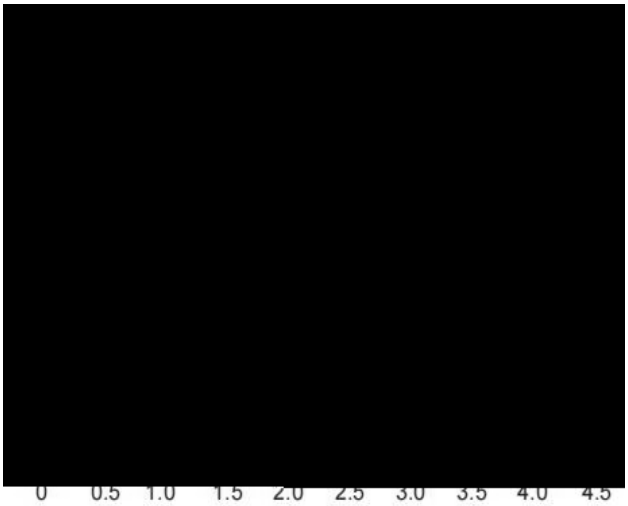

igure 3:On-resistance vs. Drain Current F

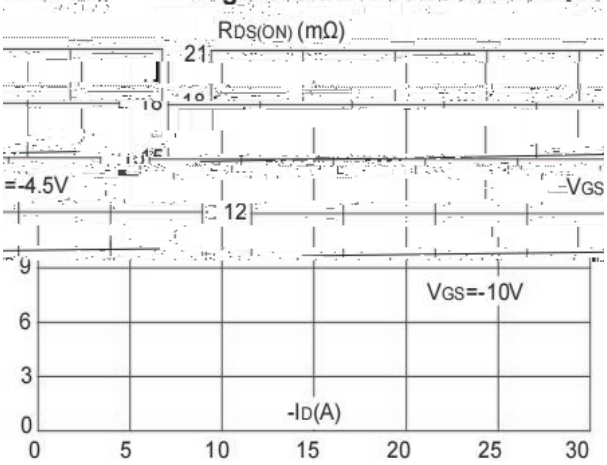






Figure 7: N
Junction Te
VBR(DSS)
1.3
1.2
1.0
0.9
0
-100
-50
0
50
100
150
200

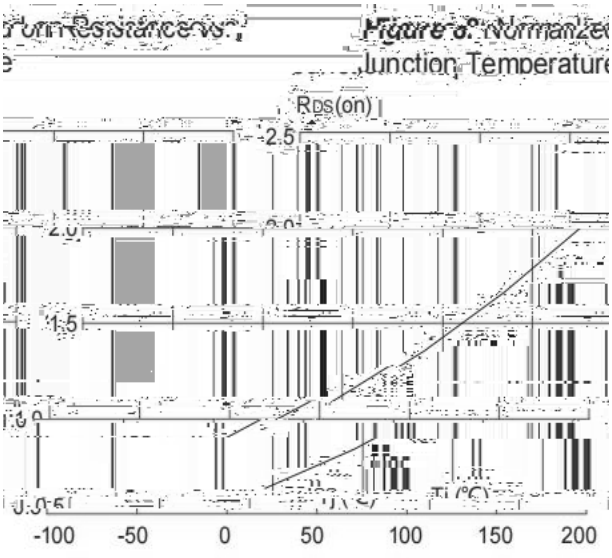
Figure 8: Normalized
Junction Temperature
RDS(on)
2.5
2.0
1.5
-100
-50
0
50
100
150
200


Figure 9: Max
-ID(A)
10
10μs
100μs
Limited by RDS(on)
10m
100ms
Tc=25℃
Single pulse
-VDS(V)
0.01
0.1
1
10
100

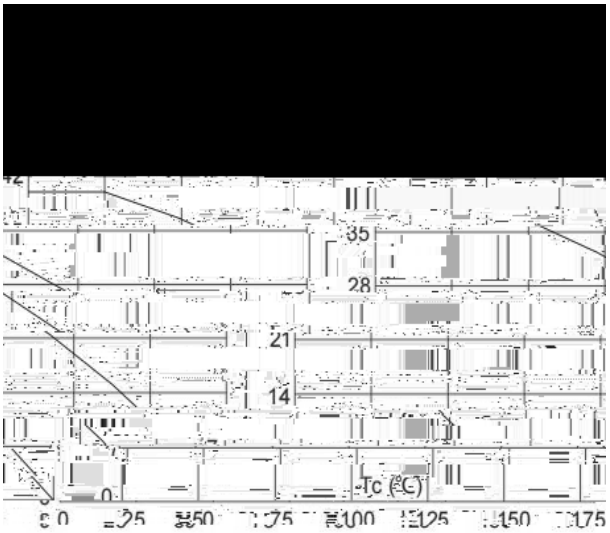
35
28
21
14
Tc (℃)
0
25
50
75
100
125
150
175



Marking Diagram

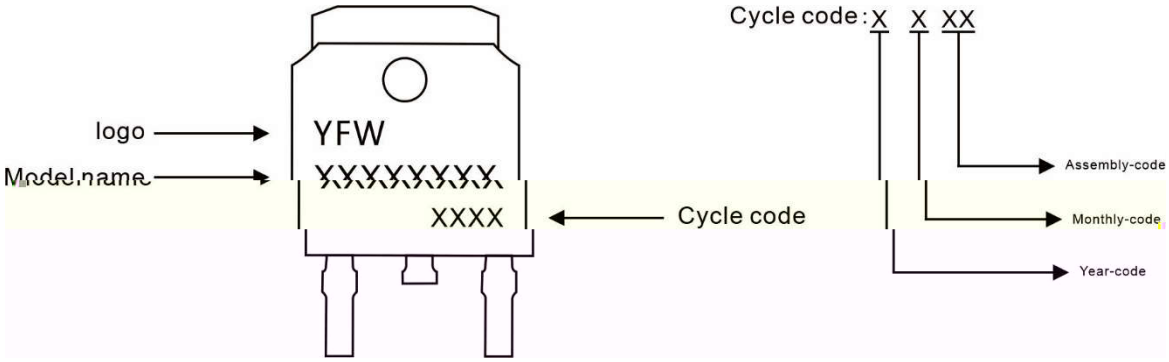

Ordering information

Model name	Package	Unit Weight	Base Quantity	Packing Quantity
YFW40P04AD	TO-252	0.011oz(0.32g)	2500pcs/reel	5000pcs/box 25000pcs/Carton

Package Dimensions

TO-252

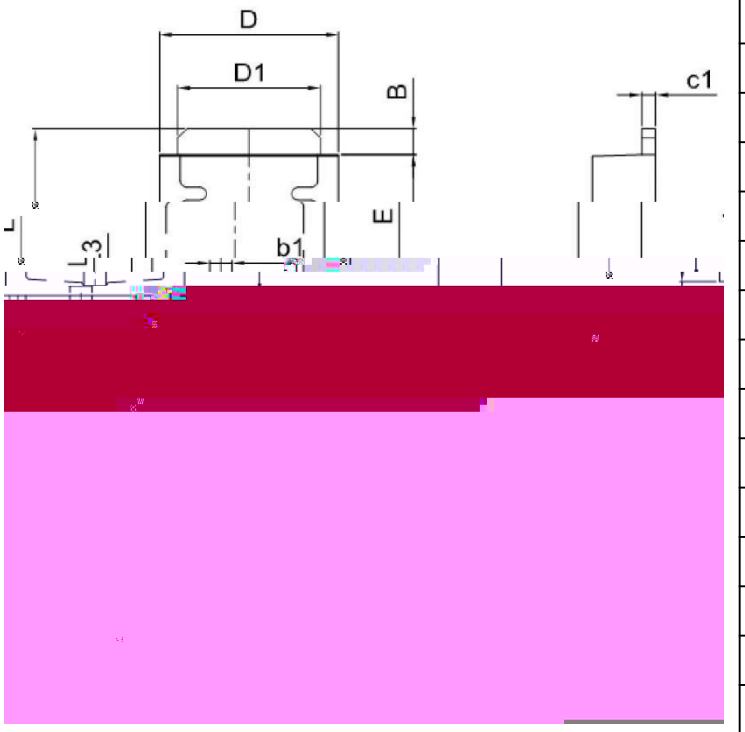

The information presented in this document is for reference only. GuangDong Youfeng Microelectronics Co.,Ltd. reserves the right to make changes without notice for the specification of the products displayed herein to improve reliability, function or design or otherwise. The product listed herein is designed to be used with ordinary electronic equipment or devices, and not designed to be used with equipment or devices which