40V N-Channel Enhancement Mode MOSFET

MAIN CHARACTERISTICS

I_D	
V_{DS}	
R_{DSON}-typ(@V_{GS}=10V)	(Typ:14mΩ)

Description

Electrical Characteristics (T_J=25 , unless otherwise noted)

Characteristics	Test Condition	Symbols	Min	Typ	Max	Units
		BV_{DSS}				V
		BV_{DSS}/ TJ				V/
		$R_{DS(ON)}$				mΩ
		$V_{GS(th)}$				

Typical Characteristics

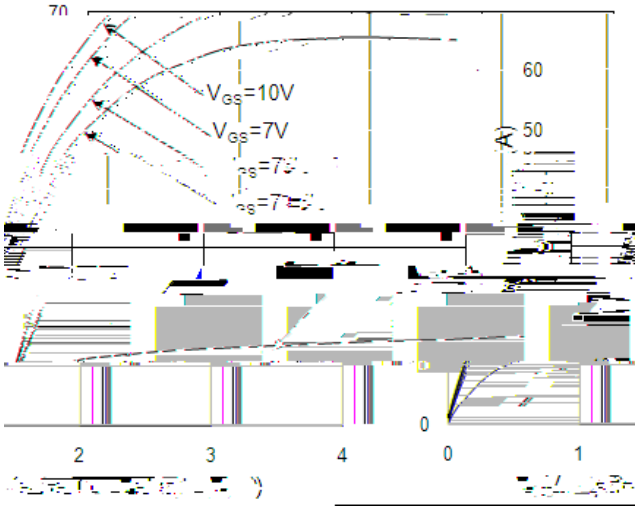

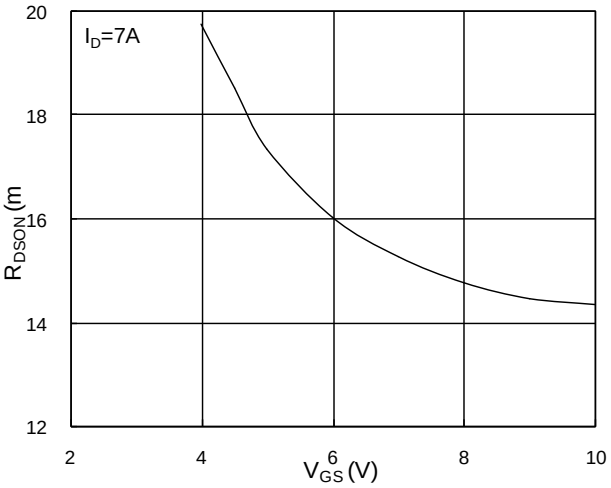

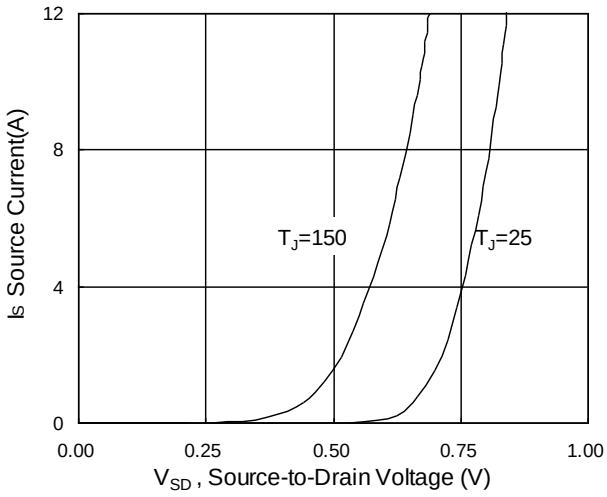



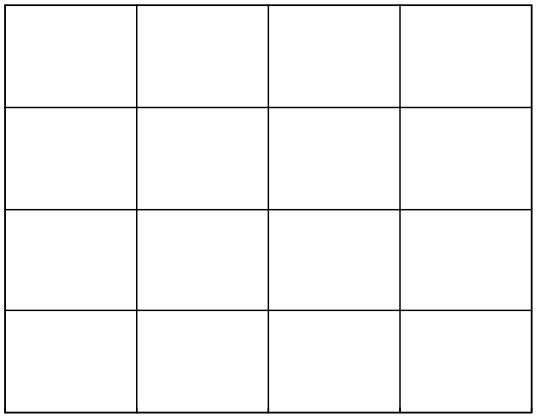

Typical Characteristics

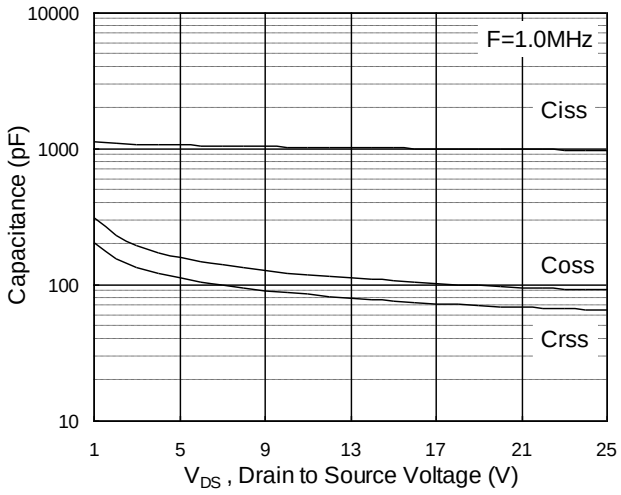



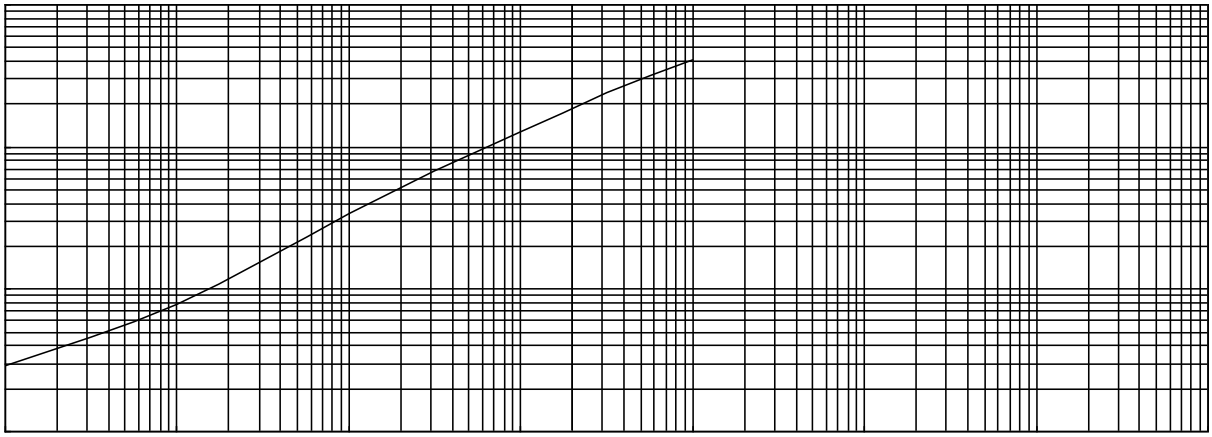

Marking Diagram

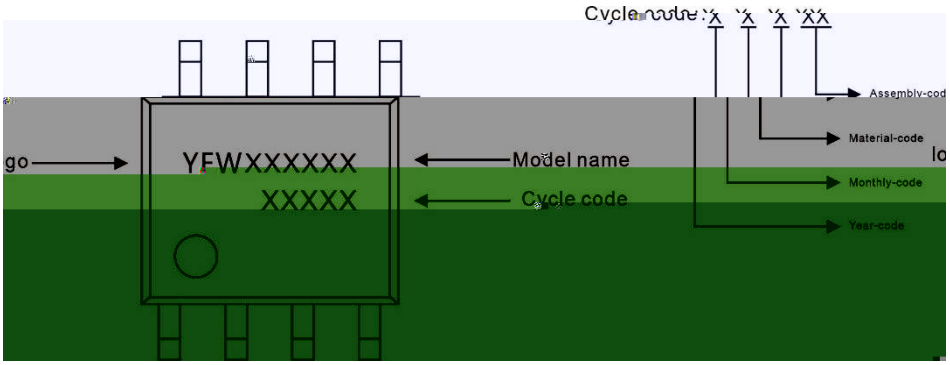

Ordering information

Package	Packing Description	Packing Quantity
SOP-8	Tape/Reel,13”reel	3000PCS/Reel 30000PCS/Carton

Package Dimensions

SOP-8

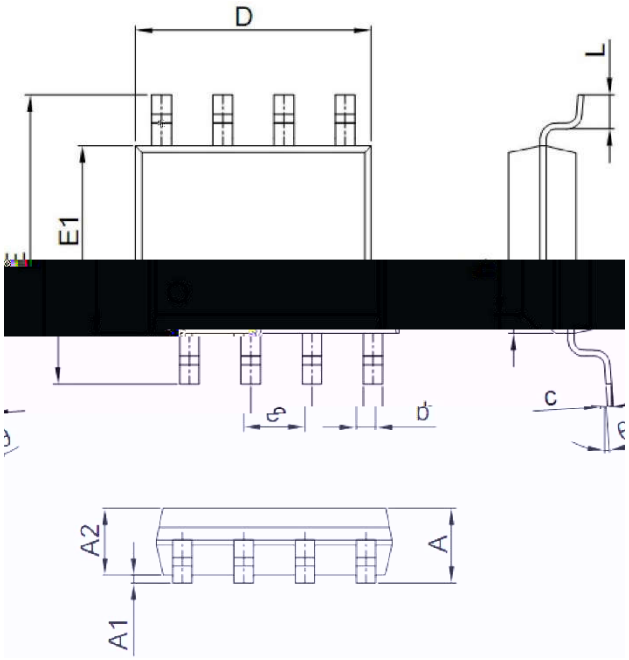

Dim	Millimeter		Inches	
	Min.	Max.	Min.	Max.
A	1.35	1.75	0.053	0.069
A1	0.10	0.25	0.004	0.010
A2	1.35	1.50	0.053	0.059
b	0.35	0.55	0.014	0.022
c	0.15	0.25	0.006	0.010
D	4.80	5.00	0.189	0.197
D1	3.10	3.50	0.122	0.138
E	5.80	6.20	0.228	0.244
E1	3.80	4.00	0.150	0.157
E2	2.20	2.60	0.087	0.102
e	1.27 (BSC)		0.050 (BSC)	
L	0.40	1.27	0.016	0.050
θ	0°	8°	0°	8°

The recommended mounting pad size

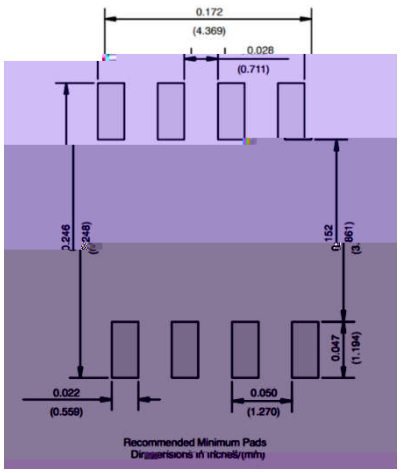

Disclaimer

The information presented in this document is for reference only. GuangDong Youfeng Microelectronics Co.,Ltd. reserves the right to make changes without notice for the specification of the products displayed herein to improve reliability, function or design or otherwise. The product listed herein is designed to be used with ordinary electronic equipment or devices, and not designed to be used with equipment or devices which require high level of reliability and the malfunction of with would directly endanger human life (such as medical instruments, transportation equipment, aerospace machinery, nuclear-reactor controllers, fuel controllers and other safety devices),YFW or anyone on its behalf, assumes no responsibility or liability for any damages resulting from such improper use of sale. This publication supersedes & replaces all information previously supplied. For additional information, please visit our website https://www.yfwdiode.com, or consult YFW sales office for further assistance.