S3ABF THRU S3MBF SMBF

Surface Mount General Purpose Silicon Rectifiers

Reverse Voltage - 50 to 1000 V

Forward Current - 3 A

Pinning

1.Cathode	2.Anode



SMBF

FEATURES

For surface mounted applications
Low profile package
Glass Passivated Chip Junction
Ideal for automated placement

Lead free in comply with EU RoHS 2011/65/EU directives

MECHANICAL DATA

Case: SMBF
Terminals: Solderable per MIL-STD-750, Method 2026
Approx. Weight: 57mg / 0.002oz

YFW S3AB
YFW S3BB
YFW S3DB
YFW S3GB
YFW S3JB
YFW S3KB
YFW S3MB

Maximum Ratings and Electrical characteristics

Ratings at 25 °C ambient temperature unless otherwise specified.
Single phase half-wave 60 Hz, resistive or inductive load, for capacitive load current derate by 20 %.

Parameter	Symbols	S3ABF	S3BBF	S3DBF	S3GBF	S3JBF	S3KBF	S3MBF	Units
Maximum Repetitive Peak Reverse Voltage	V_{RRM}	50	100	200	400	600	800	1000	V
Maximum RMS voltage	V_{RMS}	35	70	140	280	420	560	700	V
Maximum DC Blocking Voltage	V_{DC}	50	100	200	400	600	800	1000	V
Maximum Average Forward Rectified Current at T_c = 125 °C	$I_{F(AV)}$				3				A
Peak Forward Surge Current 8.3 ms Single Half Sine Wave Superimposed on Rated Load	I_{FSM}				100				A

Fig.1 Forward Current Derating Curve

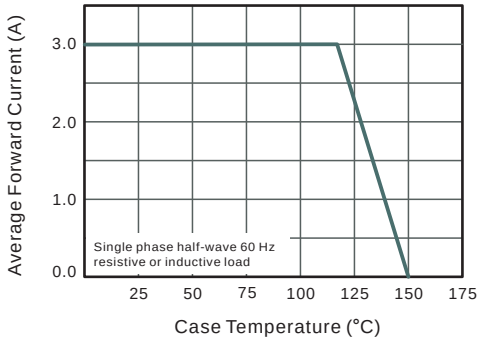

Fig.2 Typical Reverse Characteristics

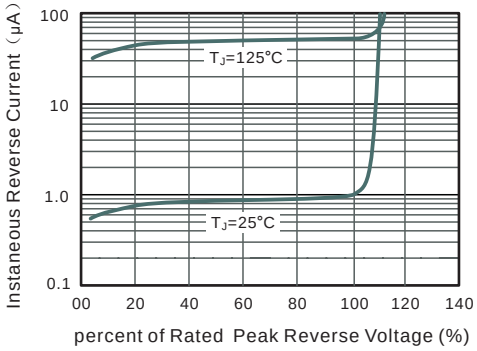

Fig.3 Typical Forward Characteristic

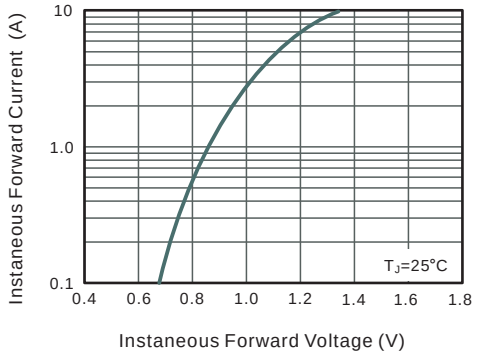

Fig.4 Typical Junction Capacitance

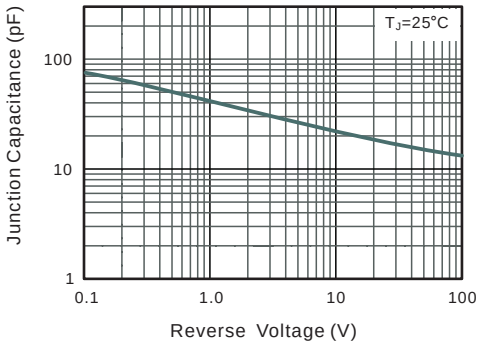

Fig.6 Maximum Non-Repetitive Peak Forward Surage Current

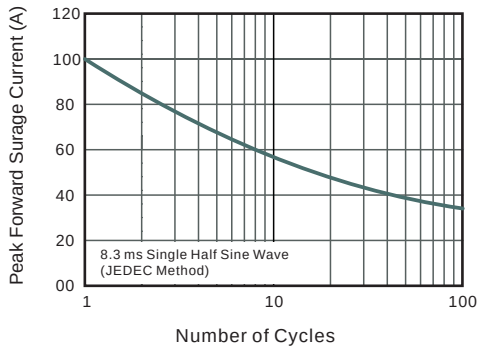

Marking Diagram

Ordering information

The information presented in this document is for reference only. GuangDong Youfeng Microelectronics Co.,Ltd. reserves the right to make changes without notice for the specification of the products displayed herein to improve reliability, function or design or otherwise. The product listed herein is designed to be used with ordinary electronic equipment or devices, and not designed to be used with equipment or devices which require high level of reliability and the malfunction of with would directly endanger human life (such as medical instruments, transportation equipment, aerospace machinery, nuclear-reactor controllers, fuel controllers and other safety devices),YFW or anyone on its behalf, assumes no responsibility or liability for any damages resulting from such improper use of sale. This publication supersedes & replaces all information previously supplied. For additional information, please visit our website https://www.yfwdiode.com, or consult YFW sales office for further assistance.