US3ABF THRU US3MBF SMBF

Surface Mount Ultrafast Recovery Rectifier

Reverse Voltage - 50 to 1000 V

Forward Current - 3 A





FEATURES

For surface mounted applications
Low profile package
Glass Passivated Chip Junction
High efficiency
Lead free in comply with EU RoHS 2011/65/EU directives

MECHANICAL DATA

Case: SMBF
Terminals: Solderable per MIL-STD-750, Method 2026
Approx. Weight: 57mg /

YFW U3AB
YFW U3BB
YFW U3DB
YFW U3GB
YFW U3JB
YFW U3KB
YFW U3MB

ABF	BBF	DBF	GBF	JBF	KBF	MBF

Fig.1 Maximum Average Forward Current Rating

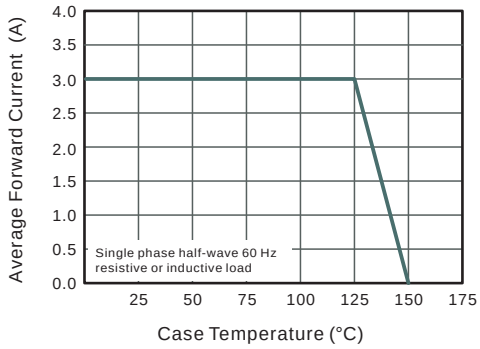

Fig.2 Typical Reverse Characteristics

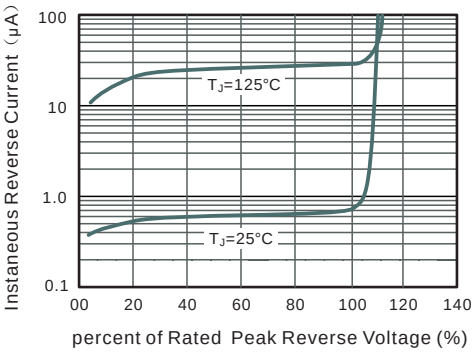

Fig.3 Typical Forward Characteristics

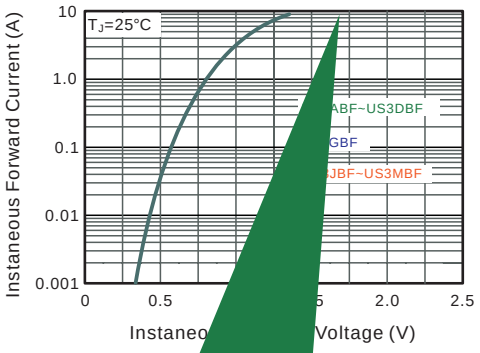

Marking Diagram

Ordering information

Package	Packing Description	Packing Quantity
SMBF	Tape/Reel,13”reel	5000PCS/Reel 50000PCS/Carton

Package Dimensions

SMBF

Dim.	Millimeter(mm)		mil	
	Min.	Max.	Min.	Max.
A	1.1	1.3	43	51O

The information presented in this document is for reference only. GuangDong Youfeng Microelectronics