FIG. 1- FORWARD CURRENT DERATING CURVE

AVERAGE FORWARD RECTIFIED CURRENT, AMPERES

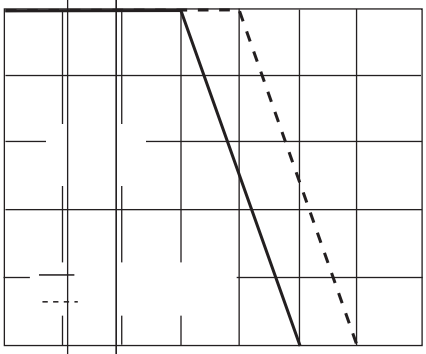

AMBIENT TEMPERATURE, °C

FIG. 2-MAXIMUM NON-REPETITIVE PEAK FORWARD SURGE CURRENT

PEAK FORWARD SURGE CURRENT, AMPERES

NUMBER OF CYCLES AT 60 Hz

FIG. 3-TYPICAL INSTANTANEOUS FORWARD CHARACTERISTICS

INSTANTANEOUS FORWARD CURRENT,AMPERES

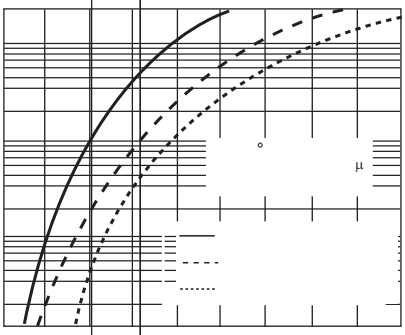

INSTANTANEOUS FORWARD VOLTAGE, VOLTS

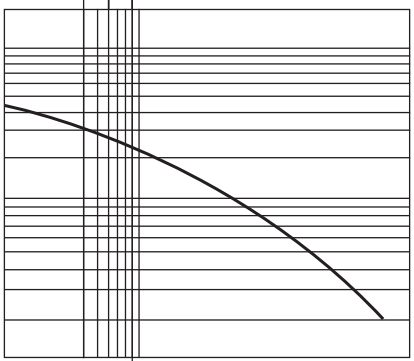

FIG. 4-TYPICAL REVERSE CHARACTERISTICS

INSTANTANEOUS REVERSE CURRENT, MILLIAMPERES

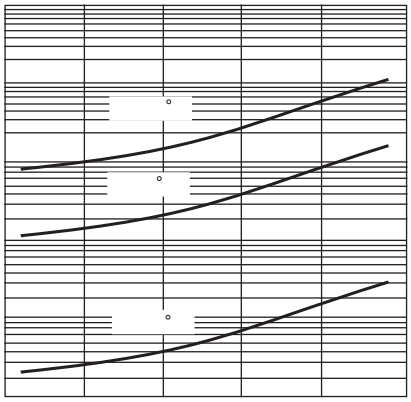

PERCENT OF PEAK REVERSE VOLTAGE,%

Marking Diagram



Ordering information

Package	Packing Description	Packing Quantity
SOD-123FL	Tape/Reel,7"reel	3000PCS/Reel 120000PCS/Carton

Package Dimensions

SOD-123FL

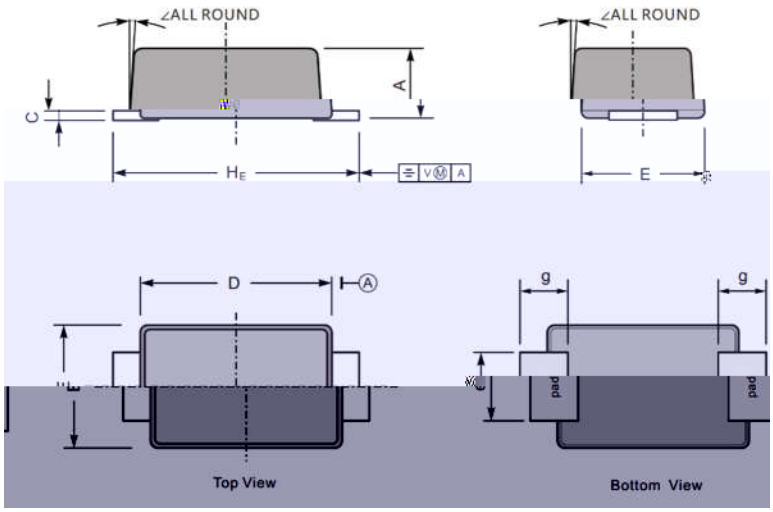

Dim.	Millimeter(mm)		mil	
	Min.	Max.	Min.	Max.
A	0.9	1.3	35	43
C	0.12	0.20	4.7	7.9
D	2.6	2.9	102	114
E	1.7	1.9	67	75
e	0.8	1.1	31	43
g	0.7	0.9	28	35
HE	3.5	3.8	138	150
∠	7°			

The recommended mounting pad size

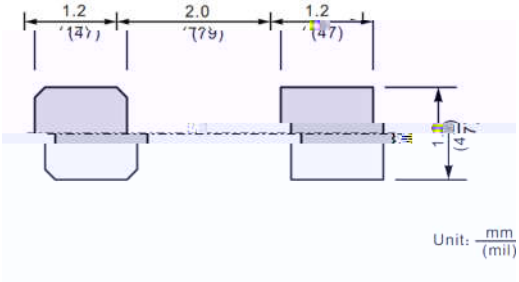

The information presented in this document is for reference only. GuangDong Youfeng Microelectronics Co.,Ltd. reserves the right to make changes without notice for the specification of the products displayed herein to improve reliability, function or design or otherwise. The product listed herein is designed to be used with ordinary electronic equipment or devices, and not designed to be used with equipment or devices which require high level of reliability and the malfunction of with would directly endanger human life (such as medical instruments, transportation equipment, aerospace machinery, nuclear-reactor controllers, fuel controllers and other safety devices),YFW or anyone on its behalf, assumes no responsibility or liability for any damages resulting from such improper use of sale. This publication supersedes & replaces all information previously supplied. For additional information, please visit our website https://www.yfwdiode.com, or consult YFW sales office for further assistance.