2G HER303G 5G 6G 7G 8G

Perce3.8SQ 0.4916 w q 1 0 0 1 -972 -180 1 w 3.837 SCN 01.98w 3.83 S10> 4.[851 iveCol 0.4916 w q 1 0 0 1 -972 -15229 5 2 SCN 018 5 4S10> 4.[.51 iveCol 0.4916 w q 1 0 0 1 -972 -15229 8 SCN N 018 80.8636 M /FXFtiveColotric ri eakage Current

Micr1.15 56.334 - scn69 0.3140 1.0051 -10 gs 74.2411 372.(%))]TJ/FXF1 5.7823 Tf -174cn696 3.83638 -1.38779 1- DERA 0 Tm 1 ING CU1.32999 VF OUTPUT RECTIFIED CU1RENT 1 -10.gs 74.24rrent

Micr374c 3. -57 95.8 -1.3Aver cm -972 -1Rectified1 -1 SCN 0.444 w 2w q .05938 -1.30 1.0051 -10cent Of R Reverse Voltage(%)

FIG. 3-TYPICAL FORWARD VOLTAGE CHARACTERISTICS

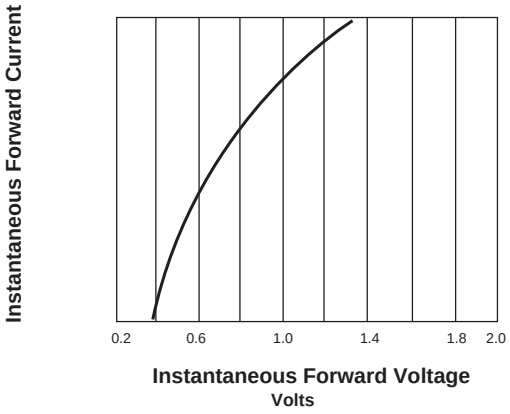

FIG. 4-TYPICAL REVERSE LEAKAGE CHARACTERISTICS

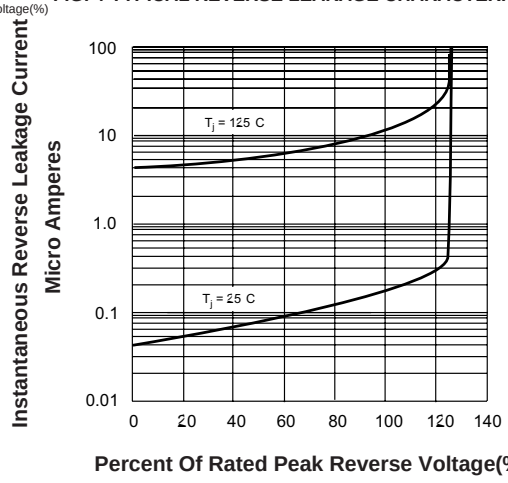

Percem42cm 1136.89 15652 m1136.89 1553q 9.93.8 SCN 53q 9.93.80.311520652 m14833 1520649 m14833 c1520688 m14833 1521.49.93.80.311521.49.93.8 Sc1521.49.93.8 3 1520689.93.8 2 1520649 m14 2 c1520652 m14 2 153q 9.93.8 61553q 9.93.8 Sc h972 -FXF1 5.7823

0 60

Ordering information

Package	Packing Description	Packing Quantity
DO-201AD/DO-27	bulk	250PCS/500PCS/Inner Box 12500PCS/Carton
	ammo pack	1000PCS/1250PCS/Inner Box 10000PCS/12500PCS/Carton

Package Dimensions

DO-201AD/DO-27

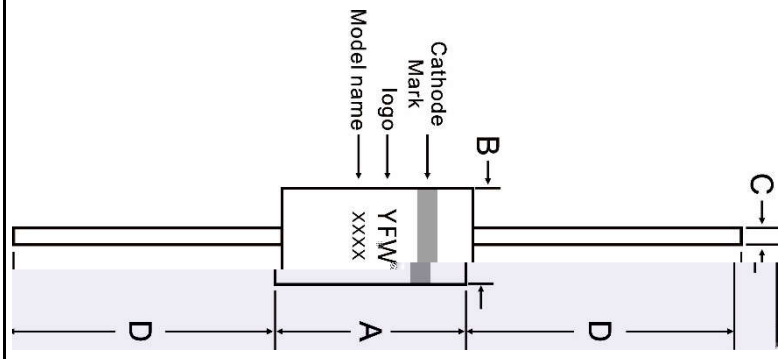

Dim.	Millimeter(mm)		INCHES	
	Min.	Max.	Min.	Max.
A	-	9.50	-	0.370
B	-	6.40	-	0.250
C	1.20	1.30	0.048	0.052
D	25.4	-	1.00	-

The information presented in this document is for reference only. GuangDong Youfeng Microelectronics Co.,Ltd. reserves the right to make changes without notice for the specification of the products displayed herein to improve reliability, function or design or otherwise. The product listed herein is designed to be used with ordinary electronic equipment or devices, and not designed to be used with equipment or devices which