SCHOTTKY BARRIER RECTIFIERS

Reverse Voltage - 20 to 40 V

Forward V





B0530WFL B0540WFL

Fig.1 Forward Current Derating Curve

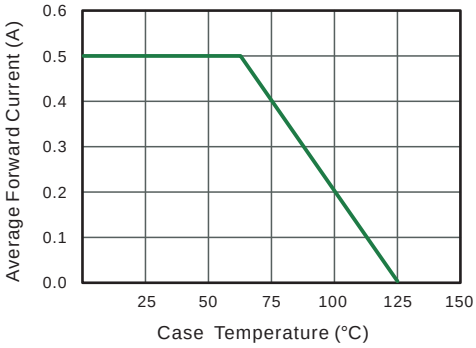

Fig.2 Typical Reverse Characteristics

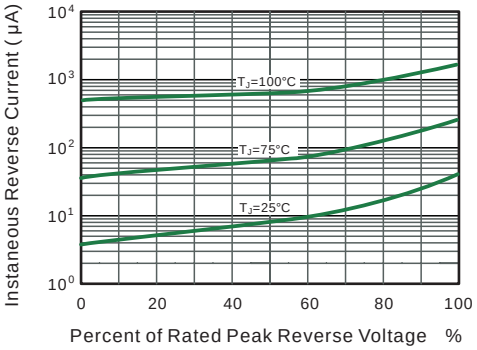

Fig.3 TYPICAL FORWARD VOLTAGE

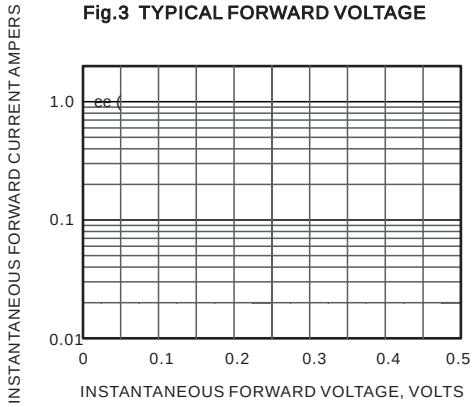

g 3 a

Fig.5 Maximum Non-Repetitive Peak Forward Surage Current

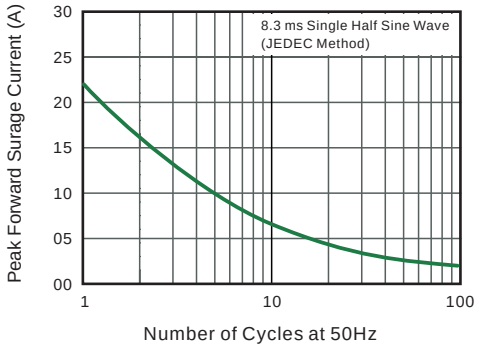

Ordering information

Package	Packing Description	Packing Quantity
SOD-323FL	Tape/Reel,7”reel	3000PCS/Reel 120000PCS/Carton

Package Dimensions

SOD-323FL

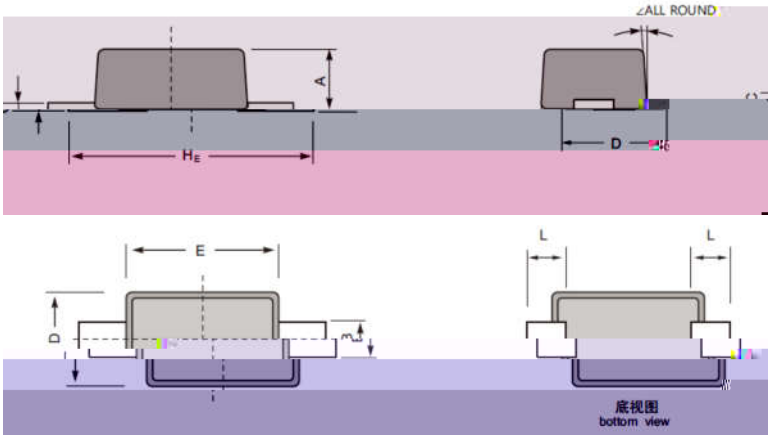

Dim.	Millimeter(mm)		mil	
	Min.	Max.	Min.	Max.
A	0.70	0.90	28	36
B	0.20	0.40	8	16
C	0.027	0.227	1	9
D	1.15	1.35	45	53
L	0.38	0.58	15	23
E	1.70	1.90	67	75
HE	2.30	2.70	91	67
∠	9°			

The recommended mounting pad size

