SCHOTTKY BARRIER DIODES

Reverse Voltage - 45 V

Forward Current – 0.1 A

Pinning

1.Cathode	2.Anode



SOD-323FL

FEATURES

Guard ring protection
Low forward voltage drop
For use in low voltage, high frequency inverters
Surface mount device type
Lead free in comply with EU RoHS 2011/65/EU directives

Marking Code	
RB501VFL-40	**4**

MECHANICAL DATA

Case: SOD-323FL
Terminals: Solderable per MIL-STD-750, Method 2026
Approx. Weight: 4.5mg /0.00016oz

Ratings at 25 ° ambient temperature unless otherwise specified.

Parameter	Symbols	RB501VFL-40	Units
Maximum Repetitive Peak Reverse Voltage	V_{RM}	45	V
DC reverse voltage	V_R	40	V
Continuous forward current	I_o	0.1	A
Reverse Leakage Current	I_R	30 @V_R=10V	uA
Peak Forward Surge Current, 8.3ms Single Half Sine-wave Superimposed On Rated Load (JEDEC method)	I_{FSM}	13	A
Maximum Forward Voltage	V_F	0.34 @ IF=10mA 0.55 @ IF=100mA	V
Capacitance between terminals VR=10V,f=1MHz	C_T	6	pF
Junction Temperature	T_j	125	°C
Storage Temperature	T_{stg}	-55 ~ +150	°C

Fig.1 Derating curve

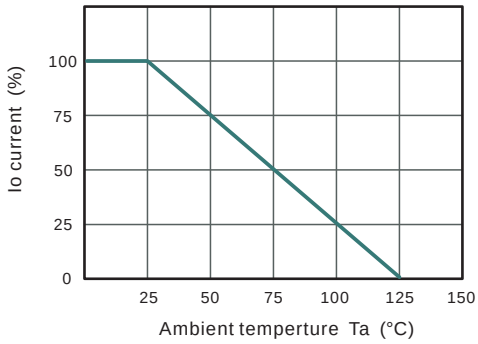

Fig.2 Typical Reverse Characteristics

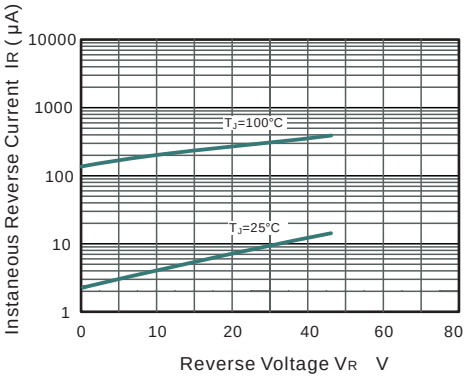

Fig.3 TYPICAL FORWARD VOLTAGE

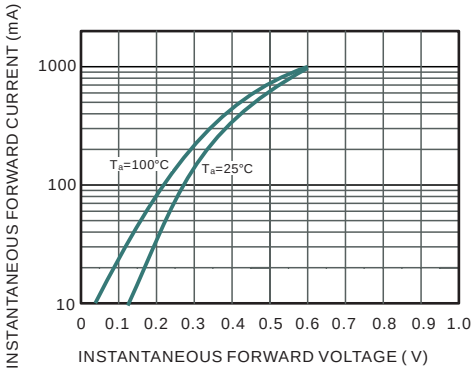

Fig.4 Typical Junction Capacitance

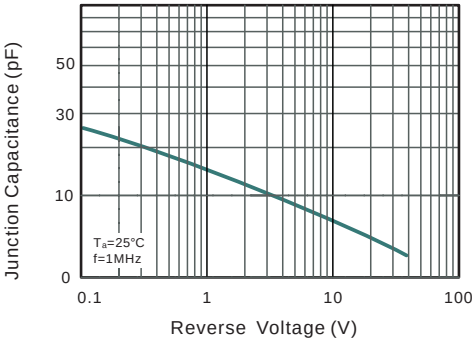

Fig.5 Maximum Non-Repetitive Peak Forward Surage Current

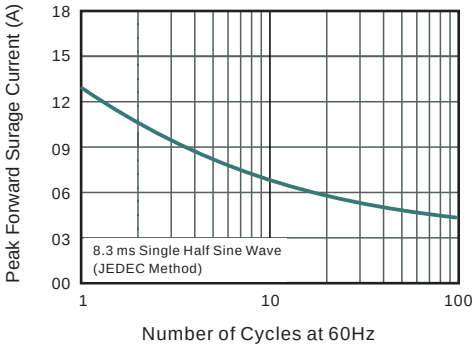

RB501VFL-40 SOD-323FL