Super Fast Silicon Rectifiers

Reverse Voltage - 800 V
Forward Current - 5 A

FEATURES

For surface mounted applications
Low profile package
Ideal for automated placement
Lead free in comply with EU RoHS 2011/65/EU directives

MECHANICAL DATA

Case: DO-201AD/DO-27
Terminals: Solderable per MIL-STD-750, Method 2026
Approx. Weight:

Maximum Ratings and Electrical characteristics

Ratings at 25 °C ambient temperature unless otherwise specified.
Single phase half-wave 60 Hz, resistive or inductive load, for capacitive load current derate by 20 %.

Parameter	Symbols	ER508	Units
Maximum Repetitive Peak Reverse Voltage	V_{RRM}	800	V
Maximum RMS voltage	V_{RMS}	560	V
Maximum DC Blocking Voltage	V_{DC}	800	V
Maximum Average Forward Rectified Current at T_c = 100 °C	$IF_{(AV)}$	5.0	A

（1）Measured at 1 MHz and applied reverse voltage of 4 V D.C

（2）Reverse recovery time test condition: IF=0.5A IR=1.0A Irr=0.25A

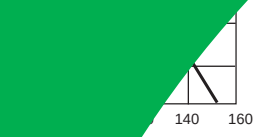
140
160

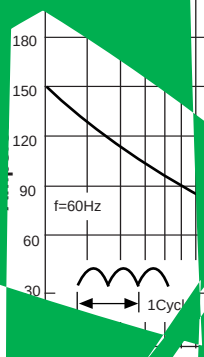
180
150
120
90
60
30
f=60Hz

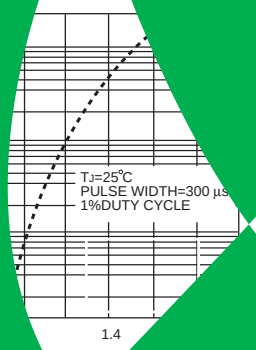
TJ=25°C
PULSE WIDTH=300 µs
1%DUTY CYCLE
1.4

Ordering information

Package	Packing Description	Packing Quantity
DO-201AD/DO-27	bulk	250PCS/500PCS/Inner Box 12500PCS/Carton
	ammo pack	1000PCS/1250PCS/Inner Box 10000PCS/12500PCS/Carton

Package Dimensions

DO-201AD/DO-27

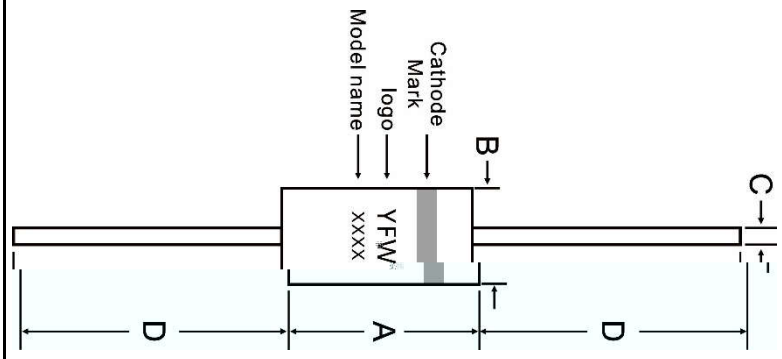

Dim.	Millimeter(mm)		INCHES	
	Min.	Max.	Min.	Max.
A	-	9.50	-	0.370
B	-	6.40	-	0.250
C	1.20	1.30	0.048	0.052
D	25.4	-	1.00	-