SS22 THRU SS220 SMA

Surface Mount Schottky Barrier Rectifier

Reverse Voltage - 20 to 200 V

Forward Current - 2 A

Pinning

1.Cathode	2.Anode



DO-214AC/SMA

FEATURES

Metal silicon junction, majority carrier conduction

For surface mounted applications

Low power loss, high efficiency

High forward surge current capability

For use in low voltage, high frequency inverters,

free wheeling, and polarity protection applications

Lead free in comply with EU RoHS 2011/65/EU directives

MECHANICAL DATA

Case: DO-214AC/SMA

Terminals: Solderable per MIL-STD-750, Method 2026

Approx. Weight: 0.07g / 0.002oz

YFW SS22

YFW SS24

YFW SS26

YFW SS28

YFW SS210

YFW SS212

YFW SS215

YFW SS220

Ratings And Characteristic Curves

Fig.1 Forward Current Derating Curve

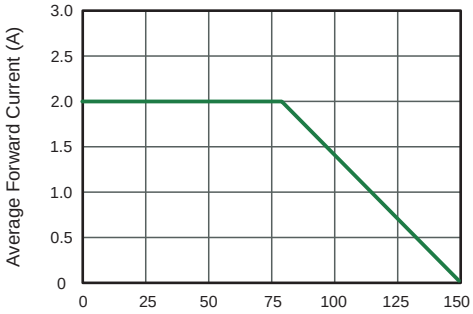



Fig.4 Typical Junction Capacitance

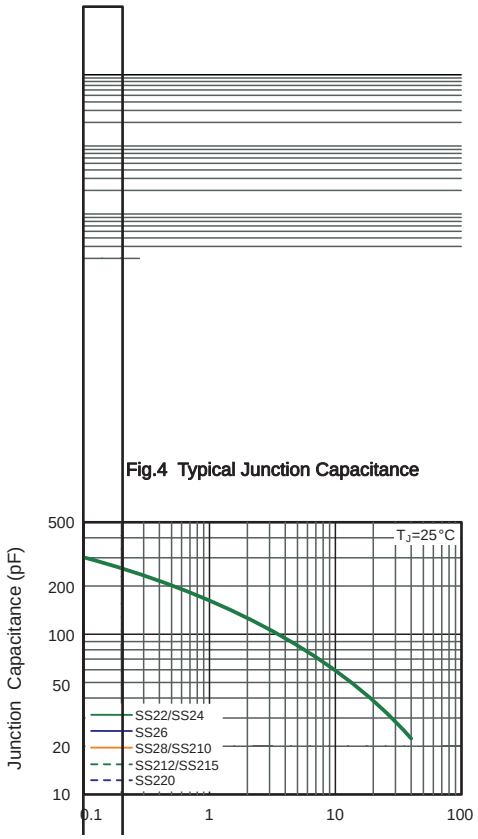

Marking Diagram



Ordering information

Package	Packing Description	Packing Quantity
DO-214AC SMA		

Package Dimensions

DO-214AC SMA

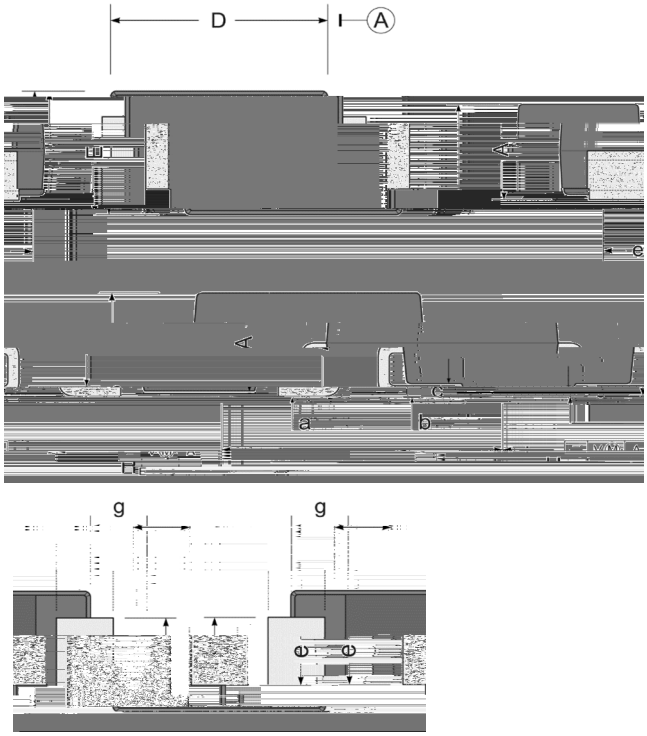

Dim.	Millimeter(mm)		mil	
	Min.	Max.	Min.	Max.

The recommended mounting pad size

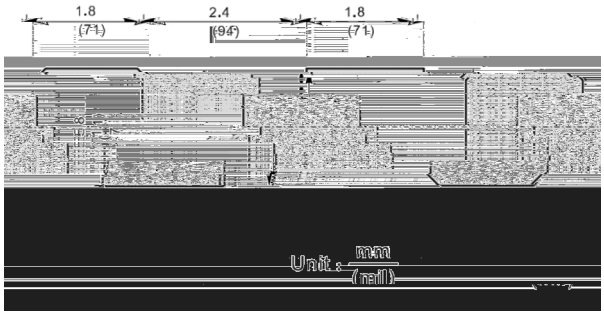

The information presented in this document is for reference only. GuangDong Youfeng Microelectronics Co.,Ltd. reserves the right to make changes without notice for the specification of the products displayed herein to improve reliability, function or design or otherwise. The product listed herein is designed to be used with ordinary electronic equipment or devices, and not designed to be used with equipment or devices which require high level of reliability and the malfunction of with would directly endanger human life (such as medical instruments, transportation equipment, aerospace machinery, nuclear-reactor controllers, fuel controllers and other safety devices),YFW or anyone on its behalf, assumes no responsibility or liability for any damages resulting from such improper use of sale. This publication supersedes & replaces all information previously supplied. For additional information, please visit our website https://www.yfwdiode.com, or consult YFW sales office for further assistance.