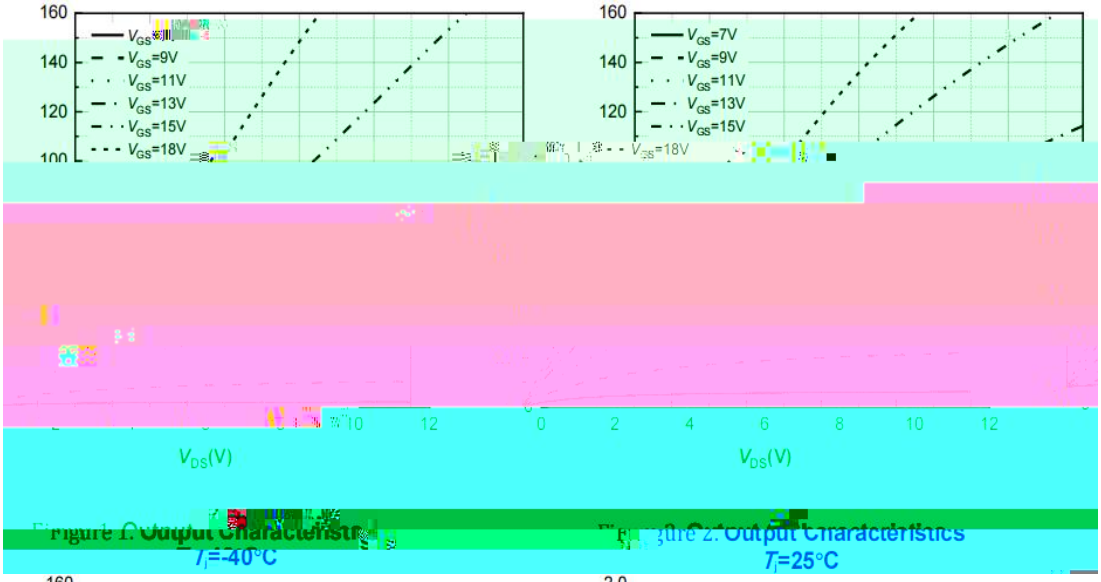

Figure 1. Output Characteristics
T_j=-40°C

Figure 2. Output Characteristics
T_j=25°C



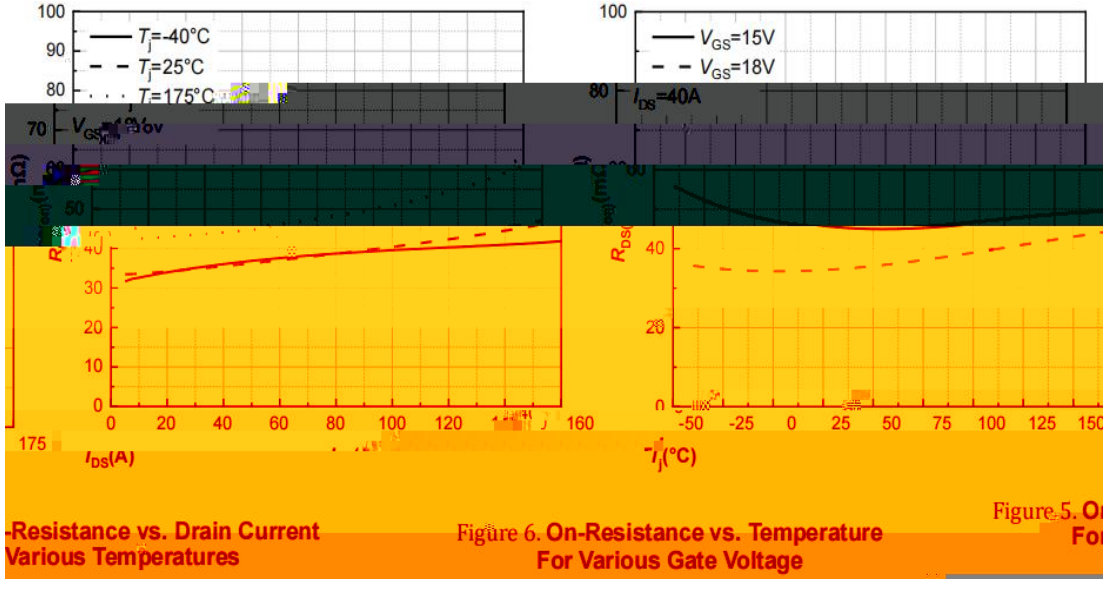

-Resistance vs. Drain Current
Various Temperatures

Figure 6. On-Resistance vs. Temperature
For Various Gate Voltage

Figure 5. O
Fo



Figure 14. 3rd Quadrant Characteristic

T_j=-40°C T_j=25°C

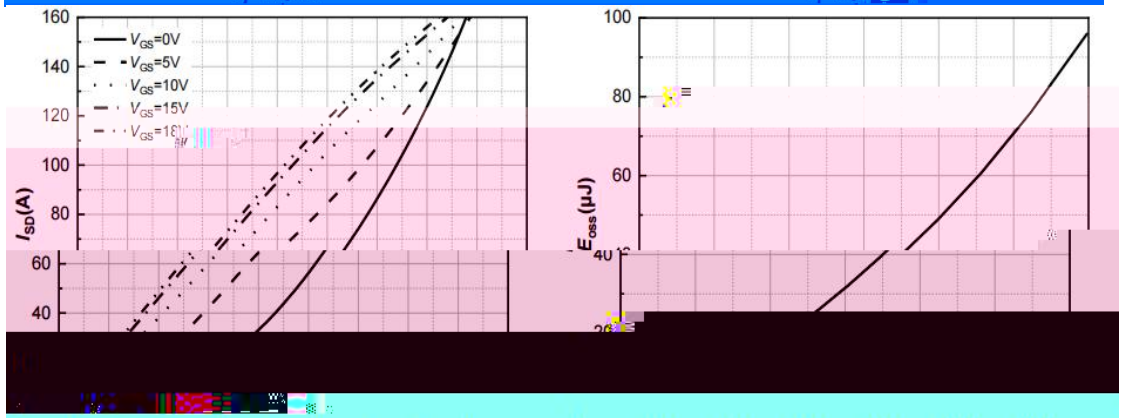



Capacitance vs. Drain-Source Figure 18. Continuous Drain

Marking Diagram

Ordering information

Model name	Package	Unit Weight	Base Quantity	Packing Quantity
	TO-247	0.209oz(5.93g)	30pcs/tube	600PCS/Box 2400PCS/Carton

Package Dimensions

TO-247

	Symbol	Dimensions in mm		Dimensions in Inch	
		Min.	Max.	Min.	Max.
	A	4.90	5.10		

The information presented in this document is for reference only. GuangDong Youfeng Microelectronics Co.,Ltd. reserves the right to make changes without notice for the specification of the products displayed herein to improve reliability, function or design or otherwise. The product listed herein is designed to be used with ordinary electronic equipment or devices, and not designed to be used with equipment or devices which require high level of reliability and the malfunction of with would directly endanger human life (such as medical instruments, transportation equipment, aerospace machinery, nuclear-reactor controllers, fuel controllers and other safety devices),YFW or anyone on its behalf, assumes no responsibility or liability for any damages resulting from such improper use of sale. This publication supersedes & replaces all information previously supplied. For additional information, please visit our website https://www.yfwdiode.com, or consult YFW sales office for further assistance.