Standard Surface Mounted Rectified



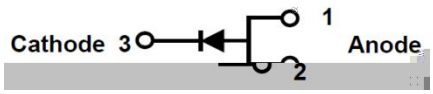

RATINGS AND CHARACTERISTIC CURVES

FIG. 3-TYPICAL FORWARD VOLTAGE CHARACTERISTICS

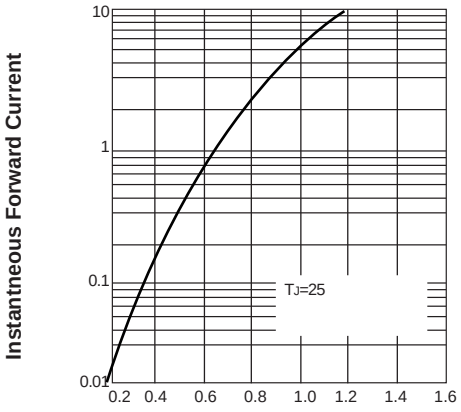

FIG. 4-TYPICAL REVERSE LEAKAGE CHARACTERISTICS

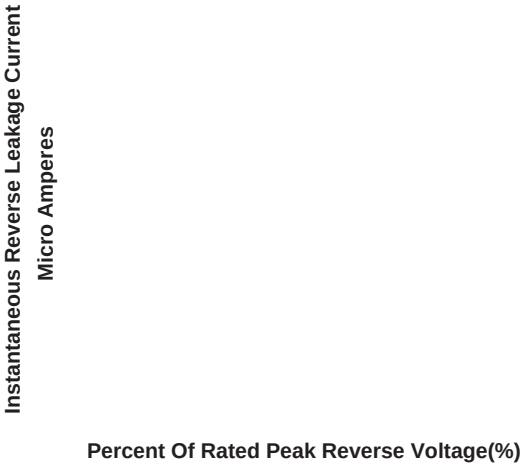

!"#$% &# %! '

(!)*!#$% #$+,!' -#,$

. /" %*	. /"#$% &*0/!#1-#,$	. /"#$% 23 $-#-4
5(6788	Tape/Reel,13”reel	5000PCS/Reel 50000PCS/Carton

. /" %* &#'*$0#,$0

5(6788

&#'9	#::#'*-*!;' '<		'#:	
	#$9	=9	#$9	=9
A	1.1	1.2	43	47
A2	0.3	0.4	12	16
b1	0.8	1	32	39
b2	1.7	1.9	67	75
D	3.9	4.1	154	162
D1	3.054		120	
E	6.4	6.6	252	260
e	1.84		73	
E1	5.3	5.5	209	217
E2	3.549		140	
L	0.8	1	32	39
L1	0.5	0.7	20	28
W	1.1	1.4	43	55